



## Massage Bubble Foot Spa



**VM721AB**

## Usage and Maintenance Instructions



## INTRODUCTION

Thank you for purchasing the Massage Bubble Foot Spa.

**READ ALL INSTRUCTION BEFORE USING – KEEP THESE INSTRUCTIONS IN A SAFE PLACE  
(230 V~ 50 Hz, 90 W, Class II, IPX4)**

## BEFORE USE

- Carefully remove all packaging. Avoid using any knives or other sharp instruments as this may damage the product.
- Check the product for any visible damage. If you see any damage or suspect a fault, do not use your product, but contact your supplier for support.

## SAFETY INFORMATION

**DANGER:** Do not dismantle: As with most electrical appliances, internal parts may be electrically live even when the switch is off.

- This appliance can be used by children aged from 8 years and above and persons with reduced physical, sensory or mental capabilities or lack of experience and knowledge if they have been given supervision or instruction concerning use of the appliance in a safe way and understand the hazards involved.
- Children must not play with the appliance.
- Cleaning and user maintenance must not be made by children without supervision.
- Use this appliance only for its intended use as described in this manual.
- For indoor use only.
- Do not use in the immediate surroundings of a bath, a shower or a swimming pool.
- Do not place the mains lead beneath a carpet or rug or beneath the unit whilst in operation.
- Switch off and unplug the appliance before filling or emptying.
- Use the product only on a level surface. Do not place on soft surfaces.
- Do not attempt to plug in and unplug the unit while feet are in water.
- Before plugging in or unplugging the unit, be sure the switch is in OFF or "0" position.
- Do not stand up in the unit; use it only when you are in a sitting position.
- If the supply cord is damaged, it must be replaced by the manufacturer or its service agent or a similarly qualified person in order to avoid a hazard.
- Never immerse the unit in water or other liquid for cleaning or other purposes. If, however, the appliance should fall into water, pull the power plug out of the power socket immediately. Never place your hand in the water. Have your appliance checked by a qualified electrician before using it again.
- Do not use while sleeping, or if you feel drowsy.
- Do not pull the unit by the cord. Don't use the cord as a handle.
- If the power cord is damaged, it must be replaced by the manufacturer or its service agent or a similar qualified person in order to avoid electrical hazard.
- The appliance does not contain any parts to be maintained by the user. In case of damage and/or malfunctions, disconnect the appliance from the mains and contact manufacturer or its service agent or a similar qualified person.
- If water leaks from the appliance, the appliance should no longer be used.
- Do not switch on the appliance when you do not intend to use it.
- Do not operate where aerosol (spray) products are being used or where oxygen is being administered.

## HEALTH CAUTION

- If you have any concerns regarding your health, consult your doctor before using this product.
- Discontinue use if you feel discomfort, or if any pain or irritation results, do not use if your feet are swollen or inflamed or if your feet have any skin eruptions. In this case please consult your doctor or a medical professional first.
- The appliance has a hot surface. Persons insensitive to heat must be careful when using the appliance.

## TO STORE

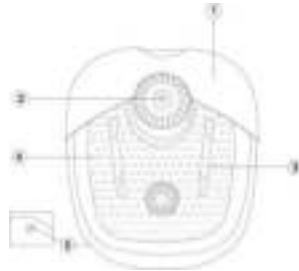
- When not in use, unplug the unit. Allow the appliance to cool and store out of reach of children in a safe, dry location.
- Never wrap the cord around the appliance as this may cause the cord to wear prematurely and break.

- Handle the cord carefully for long life, and avoid jerking, twisting or straining especially at plug connections.

## INSTRUCTIONS FOR USE

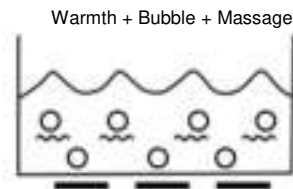
1. The appliance must always be operated with water.
2. Check that the switch is in OFF or "0" position before you connect the appliance to the mains.
3. Do not connect or disconnect the appliance to/from the mains while your feet are in the water or if your hands are wet.
4. Place the appliance on a flat and suitable surface and the non-skid rubber feet will prevent it from slipping.
5. Fill the appliance with warm water (at desired temperature).
6. Do not fill water over the "MAX" water-level line marked on the unit. This unit is designed to maintain the water temperature at a comfortable level, but not for raising the temperature.
7. Seat yourself comfortably, place feet on the foot rests and turn unit on using the on/off switch.
8. When you have finished your foot spa treatment, make sure you turn the switch to the "OFF" or "0" position, then unplug the unit.
9. To empty, tilt the unit over a sink or bath to enable the water to flow out. Rinse out and dry the unit. Never immerse entire unit in water or any other liquid.

## PARTS AND ACCESSORIES



- 1 Cover
- 2 On/Off Switch
- 3 Air Nozzles
- 4 Stimulus nodes
- 5 Rubber feet

Fig. 1



## CLEANING

This unit is for household purposes only. This is a body care unit, not a washing basin. Clean your feet before using the appliance and clean the appliance after each use. Deposit of dirt can clog the air jets and might undermine the bubble effect.

1. After usage disconnect the unit from the mains.
2. Simply rinse it out with water.
3. If you wish, you can wipe off all surfaces with a cloth dampened with water and a mild detergent, then rinse and dry.
4. Do not use any alcohol, acetone, petrol or abrasive cleaning agents, this might damage the unit surface and/or the electric insulation.
5. To prevent the spread of germs you may wish to use a mild disinfectant from time to time.
6. **Never immerse the unit in water.**

If any malfunction occurs, unplug the appliance, allow it to cool and return it to your retailer in the first instance.

## GENERAL SAFETY

Domestic wiring must be tested periodically by a qualified electrician at least once every 10 years or at every change of occupancy. For office and retail premises, and buildings such as village halls, the wiring must be inspected at least once every 5 years. It is recommended that all buildings be fitted with smoke alarms (it is mandatory for new buildings).

## PAT TESTING

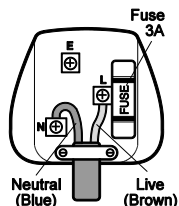
This product is not for commercial use. We recommend that it is PAT tested annually when used in a domestic environment.

## MAINTENANCE

If the mains lead is damaged, it must be replaced by the manufacturer or an authorised service centre.

If the mains plug needs to be replaced, proceed as follows:

- Connect the brown wire to the terminal labelled "L".
- Connect the blue wire to the terminal labelled "N".
- Make sure that the cord-grip is positioned correctly (over the outer sheath of the cable) and it fully tightened.



## DISPOSAL AND RECYCLING



You must not dispose of this appliance with domestic household waste.

Most local authorities have specific collection system for appliances and disposal is free of charge to the end-user. When replacing an existing appliance with a similar new appliance your retailer may take the old appliance for disposal.

## IMPORTANT INFORMATION

The information given in this instruction booklet must not be taken as forming part of or establishing any contractual or other commitment by Aidapt Bathrooms Limited, Aidapt (Wales) Ltd or its agents or its subsidiaries and no warranty or representation concerning the information is given.

Please exercise common sense and do not take any unnecessary risks when using this product; as the user you must accept liability for safety when using the product.

Please do not hesitate to contact the manufacturer (detailed below) if you have any queries concerning the assembly/use of your product.

## SERVICE WARRANTY

Aidapt Bathrooms Limited guarantees the product free from defects in materials and workmanship for a period of 12 months.

Should this appliance be operated under conditions other than those recommended, at Voltages other than the Voltage indicated on the appliance, or any attempts made to service or modify the appliance, then the warranty will be rendered void. The product you buy may sometimes differ slightly from illustrations.

**This warranty is in addition to, and does not affect, your statutory rights.**

Our guarantee is administered by our retailers. If your product arrives damaged or fails within the guarantee period, in the first instance you must contact the retailer from whom you bought it. The retailer's contact details will be on the invoice that arrived with the product, or on the e-mail you received when you placed the order.

If you have just received your product and require technical help in using it or have any other technical queries, please call our Customer Service Team on 01744 745 020.

**Pure-Fit Spa products are distributed by:**  
**Aidapt Bathrooms Ltd, Lancots Lane, Sutton Oak, St Helens, WA9 3EX**  
**Telephone: +44 (0) 1744 745 020 • Fax: +44 (0) 1744 745 001 • Web: [www.aidapt.com](http://www.aidapt.com)**  
**Email: • [sales@aidapt.co.uk](mailto:sales@aidapt.co.uk)**