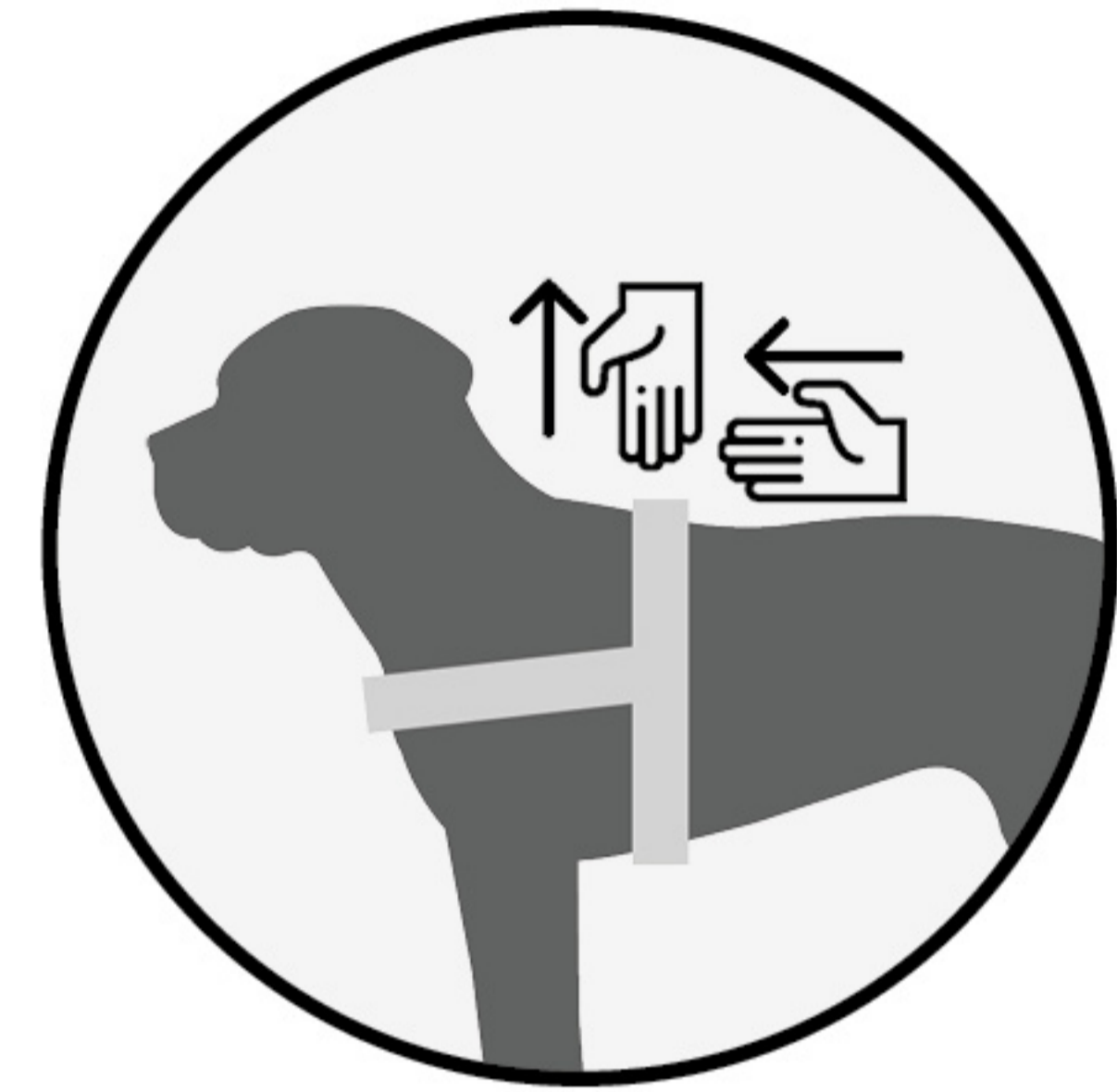
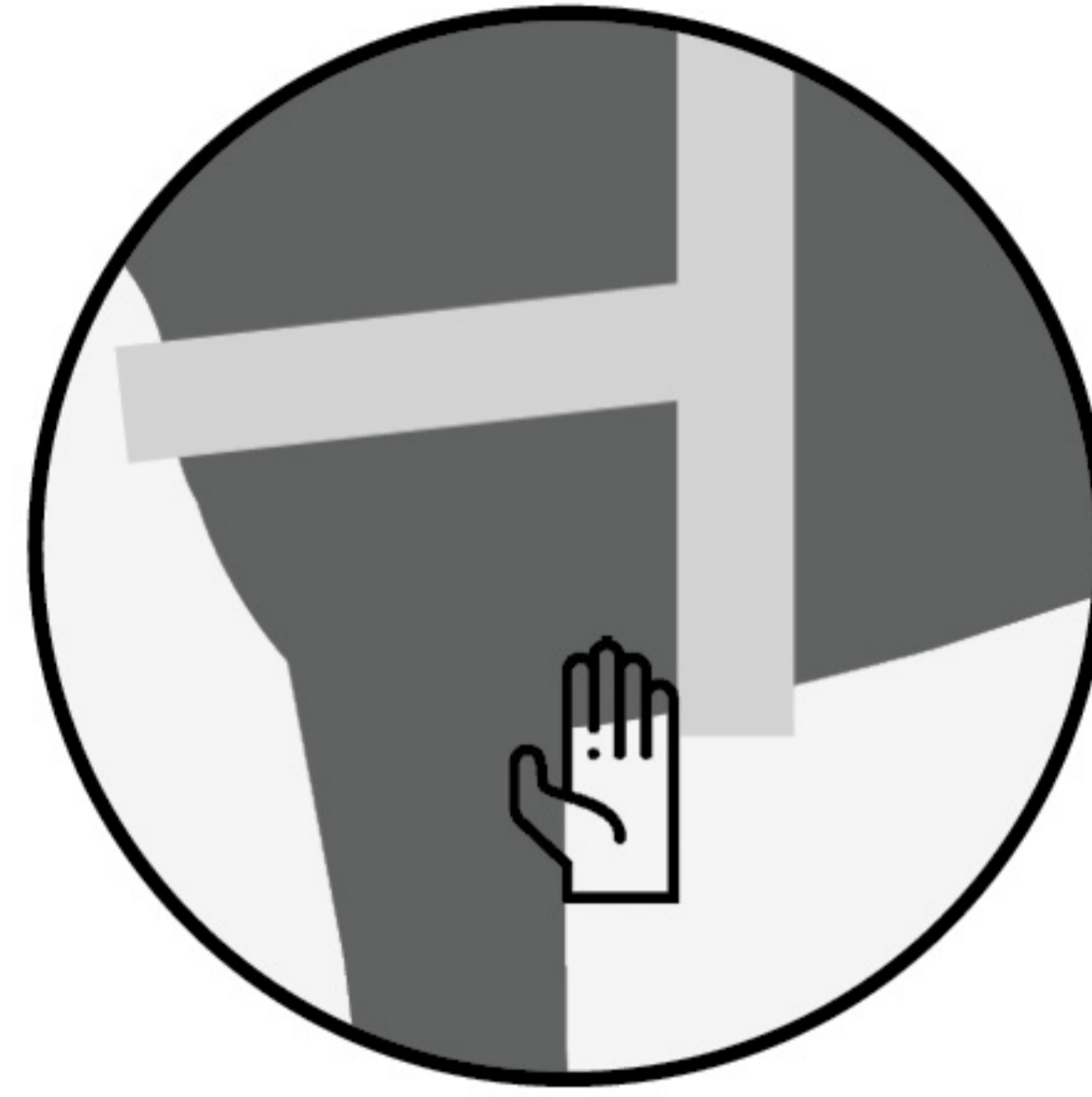
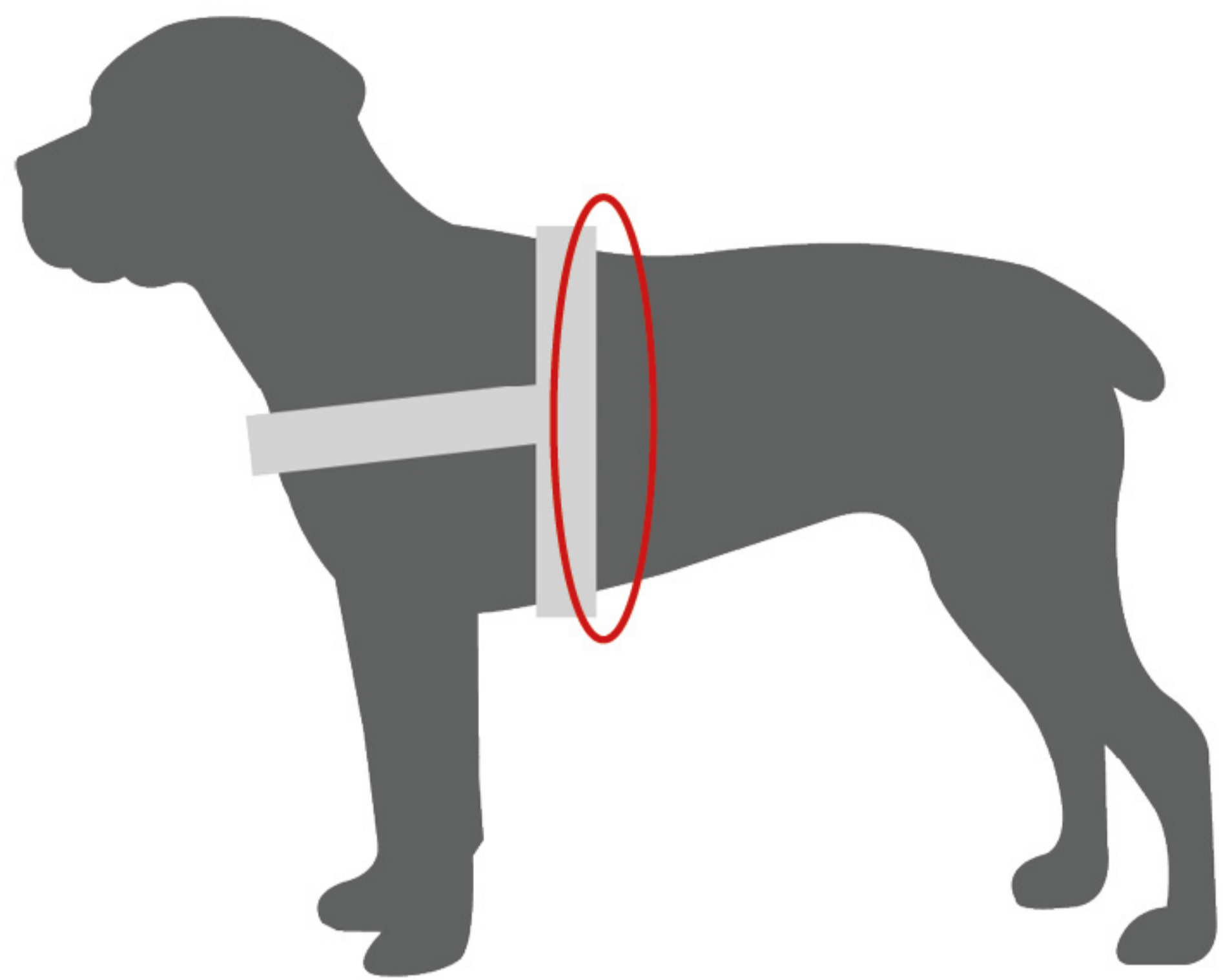


Size Chart : Harness Body Safe



This harness is available in seven different sizes. We recommend taking your dog's measurements to choose the appropriate size. To do this, **measure the circumference** of your dog's chest: place either **2 fingers (for sizes XXS-XS-S)** or **4 fingers (for sizes ML-XL-XXL)** behind the front legs and from this distance, measure the chest.

We also recommend that you are able **put your hand under the harness** at the back of your dog in order to give your dog maximum freedom of movement.

Circumference

Chest Distance

XXS

33-45 cm / 13 - 17.5 in

2 fingers

XS

40-53 cm / 15.5-21 in

2 fingers

S

49-67 cm / 19.5-26.5 in

2 fingers

M

58-76 cm / 23-30 in

4 fingers

L

63-85 cm / 25-33.5 in

4 fingers

XL

71-96 cm / 28-38 in

4 fingers

XXL

82-115 cm / 32.5-45.5 in

4 fingers

Size Chart : Harness Active Velvet



XXS

neck : 14-22cm / belly : 36-42cm / chest : 16cm

XS

neck : 22-36cm / belly : 43-52cm / chest : 19,5cm

S

neck : 26-40cm / belly : 52-64cm / chest : 23cm

M


neck : 30-48cm / belly : 62-74cm / chest : 30cm

L


neck : 38-58cm / belly : 70-86cm / chest : 35cm

XL

neck : 48-70cm / belly : 78-96cm / chest : 38,5cm



Size Chart : Harness Loop



XS

width : 1,5cm / neck : 24-36cm / belly : 28-45cm /
back : 8cm / front : 11-14cm

S

width : 2cm / neck : 32-45cm / belly : 37-64cm /
back : 10cm / front : 14-20cm

M

width : 2,5cm / neck : 39-64cm / belly : 52-89cm /
back : 15cm / front : 19-28cm

L

width : 3cm / neck : 58-100cm / belly : 58-100cm /
back : 18cm / front : 27-39cm










Dog Collar Velvet Leather

How to take measurements ?

We recommend to use a measuring tape to measure your dog's neck. The measurement obtained will correspond to the middle hole on the collar (see illustration). You can then compared it with our size guide below.

Example : If you dog's neck measurments is 48cm, we then advice to choose the **M** size



| | | Length cm | Width cm |
|---|------------|--------------|-------------|
|  | XXS | 28-34 | 1,5 |
|  | XS | 32-38 | 1,5 |
|  | S | 36-42 | 1,5 |
|  | M | 44-54 | 2,5 |
|  | ML | 50-60 | 2,5 |
|  | L | 55-62 | 2,5 |
|  | XL | 60-68 | 2,5 |










Dog Collar Velvet Leather

How to take measurements ?

We recommend to use a measuring tape to measure your dog's neck. The measurement obtained will correspond to the middle hole on the collar (see illustration). You can then compared it with our size guide below.

Example : If you dog's neck measurments is 48cm, we then advice to choose the **M** size



| | | Length cm | Width cm |
|---|------------|--------------|-------------|
|  | XXS | 28-34 | 1,5 |
|  | XS | 32-38 | 1,5 |
|  | S | 36-42 | 1,5 |
|  | M | 44-54 | 2,5 |
|  | ML | 50-60 | 2,5 |
|  | L | 55-62 | 2,5 |
|  | XL | 60-68 | 2,5 |

Dog Collar Triangle

How to take measurements ?
















We recommend to use a measuring tape to measure your dog's neck. The measurement obtained will correspond to the middle hole on the collar (see illustration). You can then compared it with our size guide below.

Example : If you dog's neck measurments is 48cm, we then advice to choose the **M** size

Dog Collar Length till the middle hole



Neck size

| | | Length cm | Width cm | Recommended Breed |
|---|------------|--------------|-------------|---|
|  | XXS | 28-34 | 1,5 |  |
|  | XS | 32-38 | 1,5 |  |
|  | S | 36-42 | 1,5 |  |
|  | M | 44-54 | 2,5 |  |
|  | ML | 50-60 | 2,5 |  |
|  | L | 55-62 | 2,5 |   |
|  | XL | 60-68 | 2,5 |  |

Dog Collar Plaited Nylon

How to take measurements ?







We recommend to use a measuring tape to measure your dog's neck. The measurement obtained will correspond to the middle hole on the collar (see illustration). You can then compared it with our size guide below.

Example : If you dog's neck measurments is 48cm, we then advice to choose the **M** size

Dog Collar Length till the middle hole



Neck size

| | | Length cm | Width cm |
|---|------------|--------------|-------------|
|  | XS | 32-38 | 1,5 |
|  | S | 36-42 | 1,5 |
|  | M | 44-54 | 2,5 |
|  | ML | 50-60 | 2,5 |
|  | L | 55-62 | 2,5 |
|  | XXL | 60-68 | 2,5 |

Dog Collar Plaited Nylon

How to take measurements ?







We recommend to use a measuring tape to measure your dog's neck. The measurement obtained will correspond to the middle hole on the collar (see illustration). You can then compared it with our size guide below.

Example : If you dog's neck measurments is 48cm, we then advice to choose the **M** size







Dog Collar Length till the middle hole



Neck size

| | | Length cm | Width cm |
|---|------------|--------------|-------------|
|  | XS | 32-38 | 1,5 |
|  | S | 36-42 | 1,5 |
|  | M | 44-54 | 2,5 |
|  | ML | 50-60 | 2,5 |
|  | L | 55-62 | 2,5 |
|  | XXL | 60-68 | 2,5 |

Size Chart : Dog Collar Jacquard

| | | Length cm | Width cm |
|---|------------|--------------|-------------|
|  | XS | 32 - 38 | 3 |
|  | S | 37 - 43 | 3 |
|  | M | 41 - 51 | 3 |
|  | M/L | 49 - 59 | 5 |
|  | L | 53 - 63 | 5 |
|  | XL | 62 - 72 | 5 |

How to take measurements ?

We recommend using a measuring tape to measure the circumference of your dog's neck. You can then compare it with our size guide. The measurements are taken from the first hole to the last.

Example : If you dog's neck measurements is 47cm, we then advice to choose the **M** size


First hole



Last hole









Size Chart : Dog Sweater Teddy Fleece



| | cm | | |
|------------|----|----|----|
| | x | y | z |
| XXS | 25 | 18 | 20 |
| XS | 34 | 19 | 22 |
| S | 40 | 20 | 26 |
| SM | 48 | 21 | 26 |
| M | 54 | 24 | 28 |
| L | 70 | 28 | 30 |
| XL | 78 | 34 | 36 |
| XXL | 93 | 42 | 48 |



Size Chart : Dog Collar Velvet

| | | Length cm | Width cm |
|---|-----|--------------|-------------|
|  | XXS | 18-26 | 1,1 |
|  | XS | 25-38 | 1,5 |
|  | S | 28-40 | 2 |
|  | M | 36-52 | 2,5 |
|  | L | 42-68 | 2,5 |
|  | XL | 45-75 | 3 |






How to take measurements ?

This collar is adjustable. One of the easiest ways to ensure that you order the right size collar for your dog is to measure your dog neck. Once you have the measurements, you can compare it with our size chart above.





Size Chart : Dog Collar Loop







| | | Length cm | Width cm |
|---|----|--------------|-------------|
|  | XS | 35 | 1,5 |
|  | S | 40 | 2 |
|  | M | 45 | 2,5 |
|  | L | 50 | 2,5 |
|  | XL | 60 | 2,5 |

How to take measurements ?

This collar is adjustable. One of the easiest ways to ensure that you order the right size collar for your dog is to measure your dog neck. Once you have the measurements, you can compare it with our size chart above.



Size Chart : Dog Collar Handmade Pearls


| | | Length cm | Width cm |
|---|------------|--------------|-------------|
|  | XS | 33,5-39,5 | 1,8 |
|  | S | 37,5-43,5 | 2,8 |
|  | M | 48-58 | 2,9 |
|  | M/L | 54-64 | 3 |
|  | L | 56-66 | 3,5 |
|  | XL | 62-72 | 3,5 |

How to take measurements ?

We recommend to use a measuring tape to measure your dog's neck. The measurement obtained will correspond to the middle hole on the collar (see illustration). You can then compared it with our size guide below.

Example : If you dog's neck measurments is 50 cm, we then advice to choose the **M** size

Dog Collar Length till the middle hole








Neck size

Measurements (table above) are taken from the beginning of the buckle to the first and last hole.



Size Chart : Dog Collar Corduroy

| | | Length cm | Width cm |
|---|----|--------------|-------------|
|  | XS | 25-38 | 1,5 |
|  | S | 28-40 | 2 |
|  | M | 36-52 | 2,5 |
|  | L | 42-68 | 2,5 |
|  | XL | 45-75 | 3 |

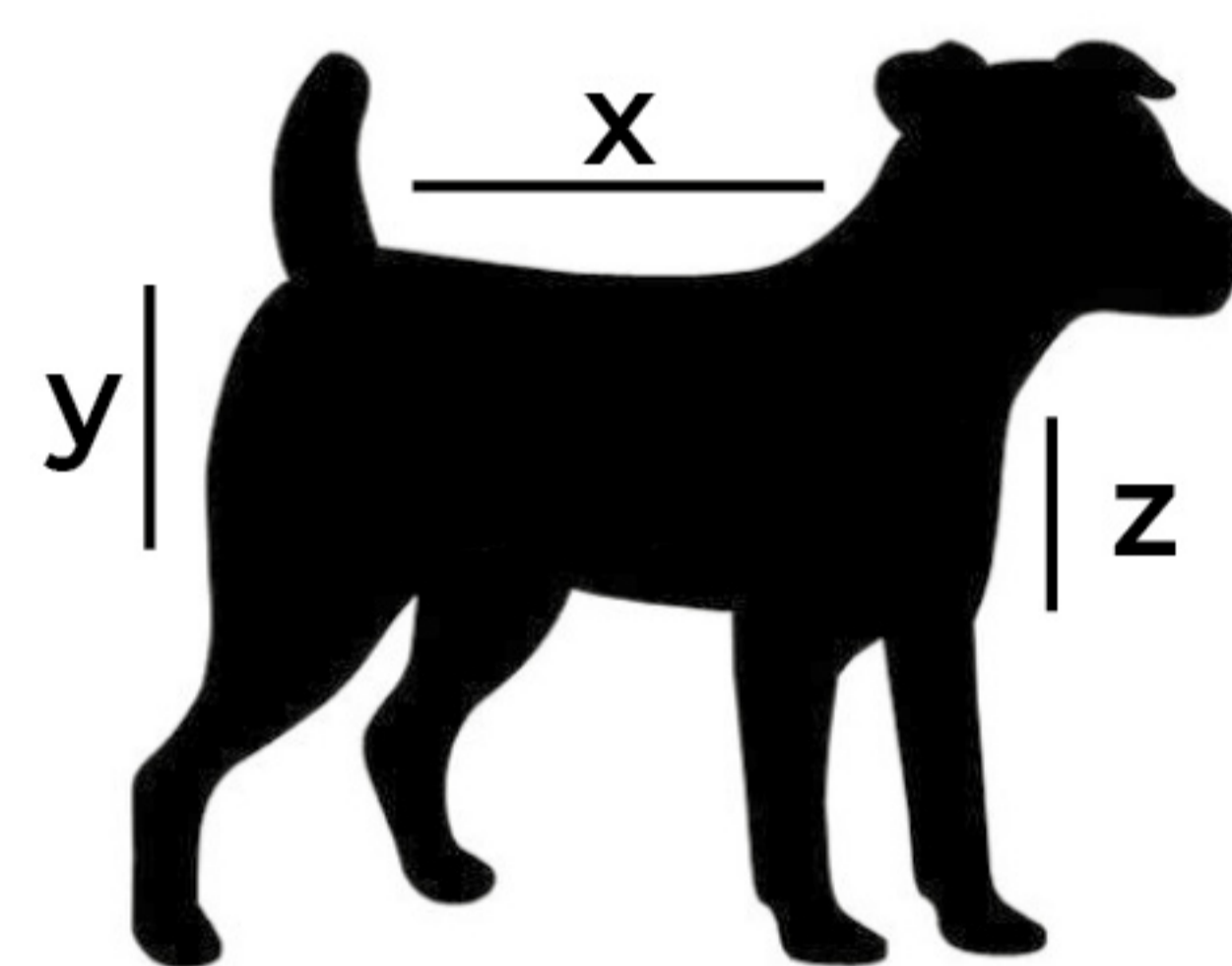
How to take measurements ?

This collar is adjustable. One of the easiest ways to ensure that you order the right size collar for your dog is to measure your dog neck. Once you have the measurements, you can compare it with our size chart above.






Size Chart : Dog Coat



| | cm | | | inch | | | recommended breed | |
|-----|----|----|----|------|------|-----|-----------------------|---|
| | x | y | z | x | y | z | | |
| XXS | 25 | 18 | 6 | 10 | 7 | 2,4 | Chihuahua |  |
| XS | 31 | 20 | 6 | 12 | 8 | 2,4 | Jack Russel |  |
| S | 35 | 23 | 7 | 14 | 9 | 2,8 | Parson Russel Terrier |  |
| S/M | 42 | 26 | 7 | 17 | 10 | 2,8 | Beagle |  |
| M | 46 | 26 | 7 | 18 | 10 | 2,8 | Vizla |  |
| L | 56 | 27 | 8 | 22 | 10,5 | 3,2 | Labrador |  |
| XL | 62 | 28 | 9 | 24 | 11 | 3,5 | German Sherpard |  |
| XXL | 71 | 30 | 11 | 28 | 13 | 4,3 | Ridgeback |  |



Size Chart : Dog Coat Towel



| | cm | | |
|------------|-----------|----------|----------|
| | x | y | z |
| XXS | 22,5-28 | 18 | 19 |
| XS | 28-36 | 22 | 22,5 |
| S | 36-44 | 25 | 25,5 |
| M | 44-54 | 28,5 | 31,5 |
| L | 55-66 | 30 | 37 |
| XL | 66-76 | 38 | 42 |
| XXL | 76-86 | 44 | 55 |