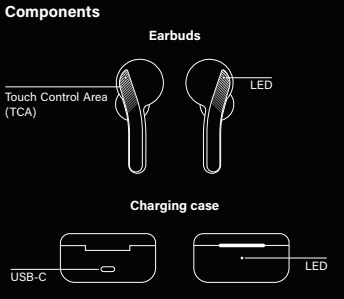


### Components

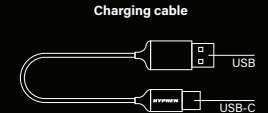


**Earbuds:** Touch Control Area (TCA), LED

**Charging case:** USB-C, LED

**Eartips:** FHS, FOAM

### Charging cable



### Turn ON / OFF

Make sure to fully charge the charging case before the first use.

**Automatic:** take the earbuds out of the case to automatically turn them ON. Place the earbuds into the case to automatically turn them OFF.

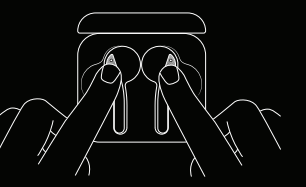
**Manual:** press the earbuds' TCA area for 3s to turn them ON. Long-press the earbuds' TCA area for 5s to turn them OFF. The earbuds can't be turned ON in the charging case.

### Pairing

- Take both earbuds out of the case.
- Earbuds' LEDs breath not in sync while pairing to each other (this step is almost immediate).
- Select "HYPHEN L" or "HYPHEN R" on your device's Bluetooth list to pair them both.
- To pair only one earbud, place the other in the charging case or turn it OFF manually.

### Reset

- Make sure the charging case is not dead, turn OFF the Bluetooth on your device while both earbuds are in the case.
- Leave the earbuds in the case and long-press the two earbuds' TCA simultaneously for 10 seconds until the earbuds' LED turn ON red.



### Charging the earbuds

Place the earbuds in the charging case to charge them; they will snap in magnetically. The earbuds' LEDs will be ON while charging and OFF when the earbuds are fully charged.

### Charging the Charging case

**Via cable:** plug the cable's USB connector into a USB power source and the cable's USB-C connector into the charging case's USB-C port.

**Wireless charging:** carefully lay the charging case on the wireless charger's surface.


### Earbuds' LED behavior

Status	LED
Charging	White
Battery 100%, earbuds in the charging case	OFF
Pairing to each other	Breathing not in sync
Pairing to phone	Breathing in sync
Paired to phone	5 second white
During usage	OFF
Turn OFF	LED breathes red, then OFF

### Charging case's LED behavior

Status while connected to power source	LED
Battery between 0% and 20%	Breathing red
Battery between 20% and 60%	Breathing orange
Battery between 60% and 100%	Breathing white
Battery 100%	White

To show the case's battery level when not connected to the power source, double tap the case's side.



DOUBLE TAP

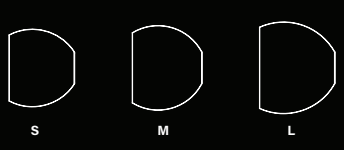
### Advanced Touch Control

Function	Tap on the TCA n. times	Function	Tap on the TCA n. times
Play/Pause	1	Answer/End call	1
Next	2	Reject call	2
Previous	3	Hang up	3
Microphone	4	Turn ON	3 sec
Volume +	Long touch R	Turn OFF	5 sec
Volume -	Long touch L		

\*Only in non music mode

### Choose your tips size

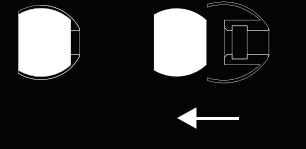
Inside the packaging, you can find 3 different sizes of tips. You can find the best fit for you by switching tips and trying all the combinations. The tips you'll find on the earbuds are FHS M size.



S M L

### FHS eartips configuration

The FHS eartips have two different configurations, with or without the inner foam. As in the picture below, it is very simple to put it on or take it off by separating it from the external silicone. The two configurations provide different in-ear feeling and noise isolation.



### Specifications

**Bluetooth:** 5.0  
**Weight:** 58 g  
**Voltage input:** DC 5 V  
**Battery capacity:**  
 - Earbuds: 3.7 V, 48 mAh  
 - Charging case: 3.7 V, 500 mAh  
**Working time:** Up to 540 min  
**Charging time:**  
 - Earbuds: 60 min  
 - Charging case: 60 min  
**Impedance:** 16±15% Ω  
**Supports:** AAC, SBC, APTX, HFP 1.7i, HSP 1.2, A2DP 1.3i,  
 AVRCP 1.6, SPP 1.2, PBAP 1.1i, Device ID 1.3, AVCTP 1.4, AVDTP 1.3, MAP 1.1, GAVDP 1.3, RFCOMM 1.2, TDS 1.0  
**Frequency response:** 20-20KHz  
**Distortion:** THD+N:≤10% at 1KHz  
**Transmission distance:** up to 30m / 100ft  
**Main material:** ABS  
**Double channel support:** YES

### Safety informations

- Listening at high volume for long periods of time can cause hearing damage.
- Do not insert the earbuds too deep into your ears, and never insert them without eartips.
- Keep the product, accessories, and packaging parts out of the reach of children and pets to prevent accidents or choking hazards.
- Using these earbuds limits your ability to hear sounds around you, regardless of the listening volume. Please be cautious when using this earbuds.
- Do not use these earbuds when operating a motor vehicle, a bicycle, a machinery or when your inability to hear outside sounds may present a danger to yourself or to others.
- HYPHEN 2 are sweat and water resistant. Sweat and water resistance are not permanent conditions and resistance might decrease as a result of normal wear. Do not attempt to charge wet HYPHEN 2. The charging case is not sweat or water resistant.

NOTE: This equipment has been tested and found to comply with the limits for a Class B digital device, pursuant to part 15 of the FCC Rules. These limits are designed to provide reasonable protection against harmful interference in a residential installation. This equipment generates uses and can radiate radio frequency energy and, if not installed and used in accordance with the instructions, may cause harmful interference to radio communications. However, there is no guarantee that interference will not occur in a particular installation. If this equipment does cause harmful interference to radio or television reception, which can be determined by turning the equipment off and on, the user is encouraged to try to correct the interference by one or more of the following measures:

- Reorient or relocate the receiving antenna.
- Increase the separation between the equipment and receiver.

- Connect the equipment into an outlet on a circuit different from that to which the receiver is connected.
- Consult the dealer or an experienced radio/TV technician for help.

Changes or modifications not expressly approved by the party responsible for compliance could void the user's authority to operate the equipment.

This device complies with Part 15 of the FCC Rules. Operation is subject to the following two conditions:  
 (1) this device may not cause harmful interference, and (2) this device must accept any interference received, including interference that may cause undesired operation.

### Preventing damages to the product and malfunctions

Always keep the product dry and do not expose it to extreme temperatures to avoid corrosion or deformation. Clean the product only with a soft, dry cloth.

### Intended use / Liability

This earbuds are designed for use with portable devices and hi-fi systems. It is considered improper use when this product is used for any applications not specified in the associated product guides. The company does not accept liability for damage arising from abuse or misuse of this product.

### Need help?

[www.rollingsquare.support](http://www.rollingsquare.support)

Our Customer Support Team is always available for you.

RollingSquare\* and HYPHEN\* are owned and operated by Ferraris Group Sagl, a company with its main offices in Corso San Gottardo 99, Chiasso 6830, Switzerland.

# HYPHEN®

ROLLINGSQUARE®

### User Manual