

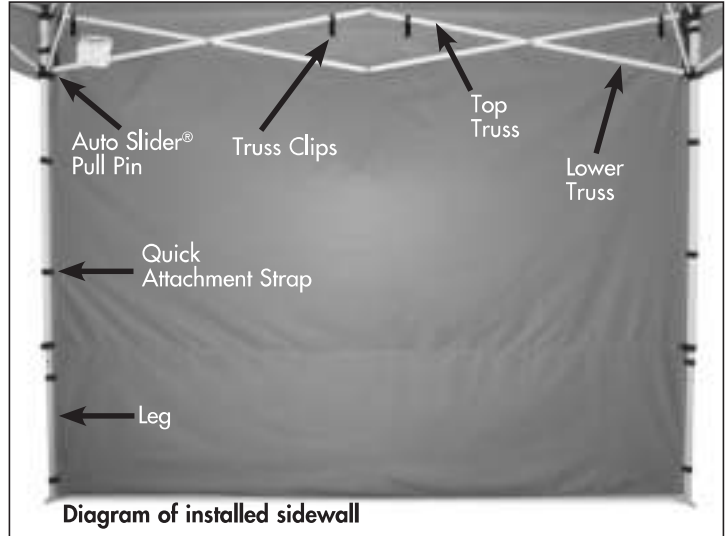


# INSTRUCTIONS FOR SHELTER SIDEWALL ACCESSORY



## SIDEWALL SET UP

**Step 1.** Completely set up your E-Z UP® Instant Shelter® in the area that you intend to shade according to the owners manual instructions.

To get full optimal sidewall coverage, set frame legs to the 3rd height adjustment hole/or middle setting.




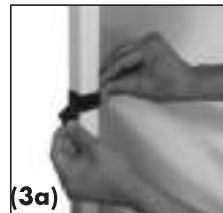
**Step 2.** Attach sidewall to frame as shown. (2a) Attach quick attachment truss clips around the top truss as shown.



**Step 3.** Wrap quick attachment hook and loop straps around the legs of the shelter. (3a) Press straps into pad firmly.

**Note:**

- The top of the sidewall tucks underneath the valance of the fabric top.
- All professional E-Z UP® sidewalls have zippers on both sides to fully enclose your E-Z UP® Instant Shelter® with four sidewalls if desired.
- To ensure proper sidewall fit, slightly position legs inward and then attach sidewalls. Walls should be attached **BEFORE** frame is staked or secured down.



**Sidewall Care:**

Use a mild soap (not detergent) and plenty of water for cleaning. Let the E-Z UP® Instant Shelter® top, frame and sidewalls dry completely before closing or storing to avoid mildew.

**Important Information:**

- Always stake or weigh down your shelter. Do not use in any potentially windy or rainy weather. Wind and rain can damage the E-Z UP® Instant Shelter® product and may also result in injury to you or others. Therefore, do not rely on shelter for protection in heavy or prolonged rain storms.
- The E-Z UP® Instant Shelter® product is designed as a temporary shelter. Do not leave up for extended periods.
- Use caution when handling the E-Z UP® folding frame. Avoid pinching hands or fingers as frame opens or closes.
- Do not use shelter in a lightning storm.
- Do not leave your E-Z UP® Instant Shelter® product unattended.
- Do not build fires within shelter enclosure.

**INTERNATIONAL E-Z UP, INC.**

1900 Second Street, Norco, California 92860 USA  
Phone (951) 279-0999 • Fax (951) 279-0888 **ezup.com**

**800-45 SHADE**  
**800-457-4233**