






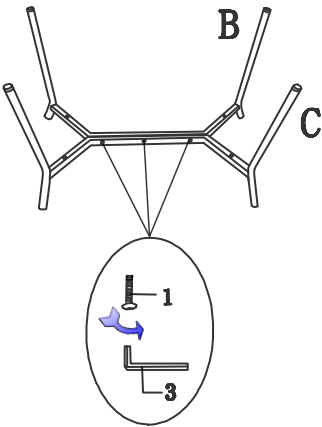


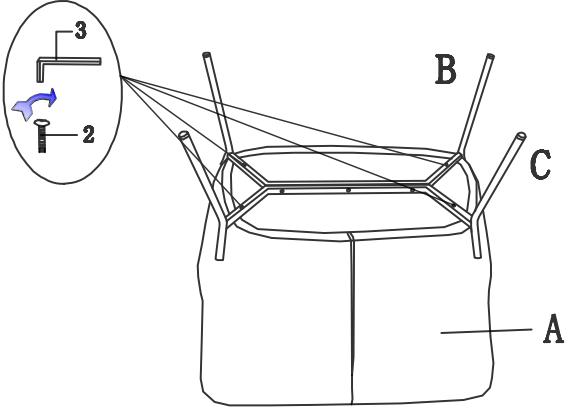
ASSEMBLY INSTRUCTION

			
ITEM	PART	NAME	QUANTITY
A		SEAT	1
B		METAL LEG (FRONT)	1
C		METAL LEG (REAR)	1
1		BOLT M6*35mm	3
2		LONG BOLT M6*50mm	4
3		ALLEN KEY	1

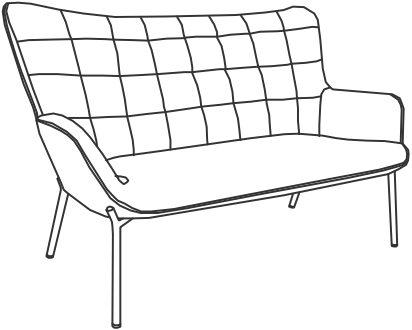
STEP 1:



STEP 2:



STEP 3:



NOTE:

PLEASE PUT THE CHAIR ONTO A SOFT AND CLEAN SURFACE FOR ASSEMBLY.