World Travel Adapter With 3USB&Type-C

1

PRODUCT OVERVIEW

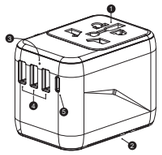

❶ Multi-socket
❷ US/AU/UK/EU Plugs
❸ LED Indicator
LED solid:
normal operation
LED does not light:
Possible overload,Unplug one device and check status indicator again
❹ USB-A1/A2/A3 Ports
❺ USB-C Port

SPECIFICATIONS

- Model: 651FC
- AC Input: 100V-250V,50/60Hz
- Rating: 100-250Vac 10A Max ,2500W Max
- Single USB-A1/A2/A3 Output: 5.0V⎓2.4A 12.0W Max
- Single USB-C1 Output: 5.0V⎓3.0A 15.0W Max
- Total Output: 5.0V⎓3.4A 17.0W Max
- Dimensions: 72.5mm x 50mm x 53.7mm
- Operating Temperature: 0°C - 25°C

2

APPLICABLE OUTLETS

❶ Adapter can accept Type A, B, C, E, F, G, I, J, L, N plugs.

Please notice that type D,H,K,M and O plugs are not accepted.

❷ Adapter can plug into Type A,B,C,D,E,F,G,H,I,J,K,L,M,N and O outlets.

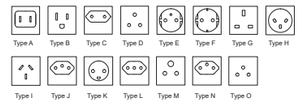

3

2-POLE UNEARTHED DEVICES

The product is suitable for use with most electronic devices up to 2500W at 250V and 1000W at 100V.It can be used with a multitude of appliances such as:Laptops,Small travel hair dryers,Travel irons,Electric fan,Table lamp, Electric razors,etc.

Please check the safety data sheet or data plate on the device to find this information before plugging it in.

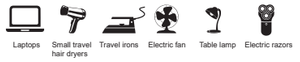

USB DEVICES

Camera,Smartphone,Tablet,Portable Game Console, Bluetooth speaker, Power bank,etc.

4

HOW TO USE THE ADAPTER

Features:

Built-in multi-nation plugs can be selected to fit all outlets in different countries. Safety function switch ensure only one plug energized.

Attentions:

1. Please make sure that the button is reset when the button is pushed out and retracted to the bottom, and if the button is not reset, it means that the pug has not been pushed in place and will affect the normal use.
2. Only one plug-type can be used at one time by sliding the knob selection, other plug-pins are locked automatically.

Use USA Plug

Slightly press the button and slide to the down for USA plug completely as shown.make sure the contact blades are turned to the parallel position.
Recover the plug: press and hold the "USA" button to release and continue to pull up, until the plug completely pull the top and then release the button, then the button will reset and lock the plug.

5

Use AUS Plug

Slightly press the button and slide to the down for AUS plug completely as shown .make sure the contact blades are turned to the parallel position.
Recover the plug: press and hold the "AUS" button to release and continue to pull up, until the plug completely pull the top and then release the button, then the button will reset and lock the plug.

Use UK Plug

Slightly press the button and slide to the down for UK plug completely as shown .Pull out the insulated ground pin from the housing.
Recover the plug: press and hold the "UK" button to release and continue to pull up, until the plug completely pull the top and then release the button, then the button will reset and lock the plug.

Use EU Plug

Slightly press the button and slide to the down for EU plug completely as shown .make sure the contact blades are turned to the parallel position.
Recover the plug: press and hold the "EU" button to release and continue to pull up, until the plug completely pull the top and then release the button, then the button will reset and lock the plug.

6

REPLACEMENT OF THE FUSE

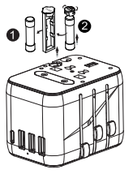

1. Take out ❶
2. Take out ❷, and put ❷ into the original position of ❶, the adapter could work again.
3. You also could change new fuse.
   standard: 250Vac 10A, 6.3*25.4mm

Notes:

1.You should remove all the device before you change the new fuse.
2.Please confirm whether there are water flowed out from the access equipment in the power rating.
3.Please confirm whether the product is wet and there is water flowed out.

7

CAUTION

- Always disconnect Adapter from the outlet when not in use.
- Before use,please read this instruction carefully! This product does not convert voltage(AC-AC), in order to avoid possible damage to your device or other safety hazards,please make sure the power outlet you intend to use has the proper voltage to run your device before using this adapter.
- Indoor use only.
- Misuse can lead to electrical shock.
- The length of the USB cable should be less than 3M.
- The travel adaptor is for temporary use only and that it shall not be used permanently.
- Against inserting an adaptor into another adaptor shall be provided by the manufacturer.
- No grounding,This product is for use with unearthed or double insulated appliances only.

8

COMPATIBLE COUNTRIES

EU PLUG:

A Albania
Algeria
Angola
Argentina
Austria
Azores
B Balearic Islands
Bangladesh
Belgium
Bolivia
Bosnia
Brazil
Bulgaria
Burkina Faso
Burundi
C Cameroon
Canary Island
Cape Verde
Central African Republic
Channel Islands
Chile
Comoros
Congo
Croatia
Cote d' Ivoire
Cyprus
D Denmark
Djibouti
E Egypt
El Salvador
Equatorial Guinea
Eritrea
Faeroe Islands
Finland
France
G Gabon
Germay
Gibraltar
Greece
Greenland
Guadeloupe
Guinea
Guinea-Bissau
H Hungary
I Iceland
India
Indonesia
Iran
Iraq
Israel
Italy
K Kazakhstan
Korea
Kuwait
L Laos
Lebanon
Lithuania
Luxembourg
M Macedonia
Madagascar
Madeira
Mali
Martinique
Mauritania
Mauritius
Monaco
Morocco

9

Mozambique
Myanmar
N Nepal
Netherlands
Niger
Norway
O Oman
P Pakistan
Paraguay
Peru
Philippines
Poland
Portugal
R Romania
Russia
Rwanda
S Senegal
Somalia
Spain
Sudan
Suriname
Sweden
Switzerland
Syria
T Thailand
Togo
Tunisia
Turkey
U Uruguay
V Vietnam
Z Zambia

AUS PLUG:

A American Samoa
Argentina
Australia
C China
E El Salvador
F Fiji
G Guatemala
K Kiribati
N Nauru
New Zealand
P Panama
Papua New Guinea
S St. Vincent
T Tajikistan
Tonga
U Uruguay

USA PLUG:

A American Samoa
Anguilla
Antilles
Aruba
B Bahamas
Bangladesh
Barbados
Bermuda
Bolivia
Brazil
C Cambodia
Canada
Cayman Islands
China
Colombia
Costa Rica
Cuba
E Ecuador
El Salvador
G Guam
Guatemala
Guyana
H Haiti
Honduras

10

J Japan
Jamaica
L Laos
Lebanon
Liberia
M Maldives
Mexico
Micronesia
Montserrat
N Netherlands
Nicaragua
Niger
O Okinawa
P Panama
Peru
Philippines
Puerto Rico
S St. Vincent
Saudi Arabia
T Tahiti
Taiwan
Thailand
United States
V Venezuela
Vietnam
Virgin Islands(US&British)
Y Yemen

UK PLUG:

B Bahrain
Bangladesh
Bellze
Botswana
Brunei
C Cameroon
Channel Islands
Cyprus
D Dominica
E El Salvador
G Gambia
Ghana
Gibraltar
Grenada
Guatemala
Guyana
H Hong Kong
I Iraq
Ireland
Isle of Man
J Jordan
K Kuwait
L Lebanon
M Macau
Malawi
Malaysia
Maldives
Malta
Mauritius
Myanmar
N Nigeria
O Oman
Qatar
S St. Lucia
St. Vincent
Saudi Arabia
Seychelles
Sierra Leone
Singapore
T Tanzania
U Uganda
United Arab Emirates
United Kingdom
V Vietnam
Y Yemen
Z Zambia
Zimbabwe

11

Waste electrical products should not be disposed of with household waste. Please recycle where facilities exist. Check with your Local Authority for recycling advice.

12