

MONTAJE / MONTAGE / MONTAGGIO / MONTAGEM / ASSEMBLY / BEDIENUNGSANLEITUNG

ES TE ACONSEJAMOS

- Poner el paquete en posición horizontal.
- Ordenar y contar las piezas y herrajes.
- Habilita una zona para el montaje.
- Sigue paso a paso las instrucciones de montaje.

FR NOUS VOUS CONSEILLONS

- Poser les colis en position horizontale.
- Classer et compter les éléments de montage et la quincaillerie.
- Définir une zone de montage.
- Suivre dans l'ordre les instructions de montage.

EN I ADVISE YOU

- Put the package in horizontal position.
- Put in the order and count the pieces and iron fittings.
- Take enough space for assembly.
- Follow step by step the assembly instruction.

IT VI INFORMIAMO

- Porne la confezione in orizzontale.
- Mettere in ordine e contare le minuterie metaliche.
- Essere certi di avere spazio a per il montaggio.
- Seguire passo passo le istruzioni.

ES - Las herramientas que necesitas
(no incluidas en el kit)

FR - Outils de montage nécessaires
(not inclus dans le kit)

EN - The tools that you need for assembly
(not included in the package)

IT - Gli attrezzi che vi servono per il montaggio
(non inclusi nella confezione)

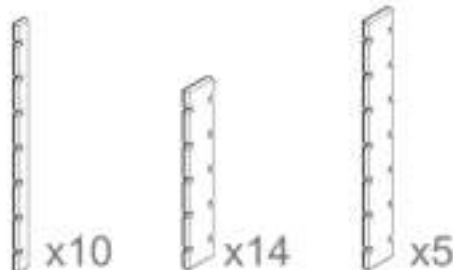


ES - Las piezas incluidas en el kit

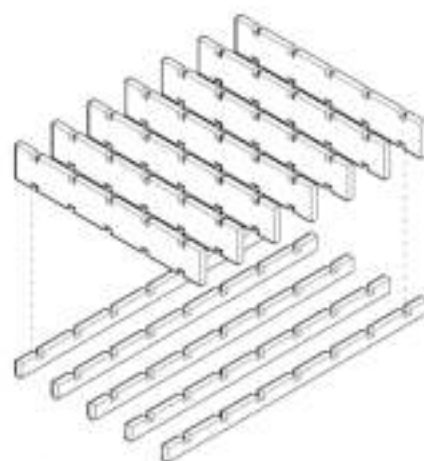
EN - The pieces included in the package

FR - Pièces incluses dans le kit

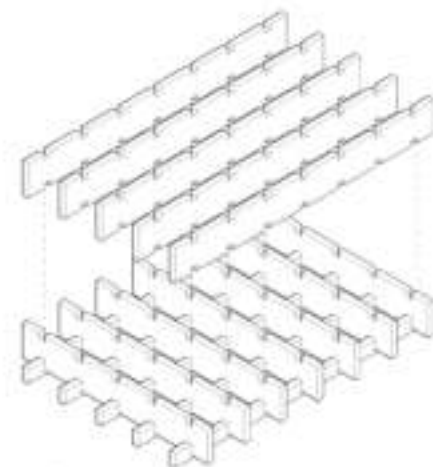
IT - Parti incluse nella confezione



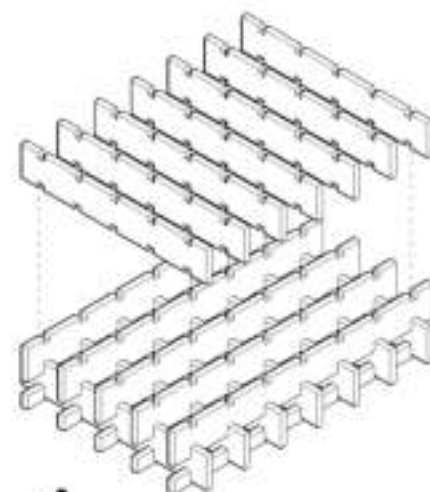
1



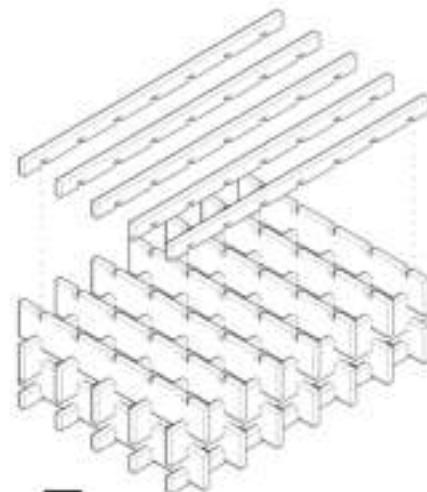
2



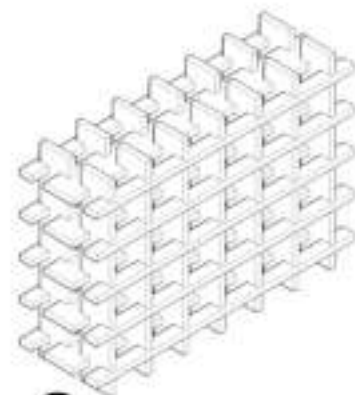
3



4



5



6

ref. RI2400

ASTIGARRAGA
kit line

011 22130 España (Barcelona)
T: +34 93 82 82 20 01 / +34 93 82 82 115
astigarraga@kitline.es
www.astigarraga.es

Síguenos en
Rejoignez-nous sur

