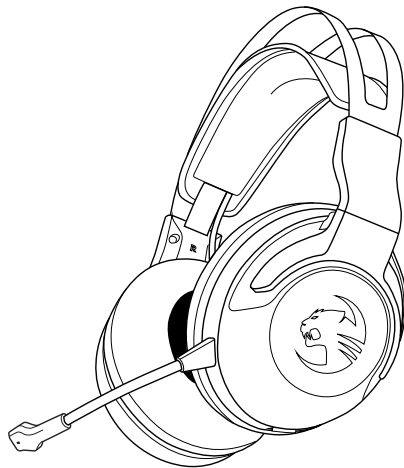


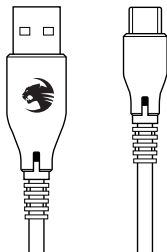
 **ROCCAT.**
ELO 7.1 AIR



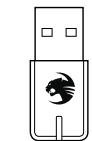
QUICK START GUIDE
GUIDE DE DÉMARRAGE RAPIDE

PACKAGE CONTAINS CONTENU DE LA BOÎTE

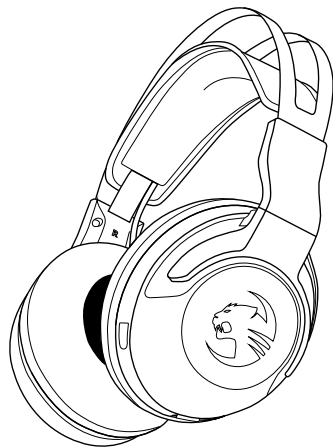
USB Charging Cable
Câble de chargement USB



Removable Microphone
Microphone amovible



Transmitter
Transmetteur



Elo 7.1 Air Gaming Headset
Casque de jeu Elo 7.1 Air

HEADSET CONTROLS COMMANDES SUR CASQUE

Volume Control

Réglage du volume

Variable Mic Monitoring

Réglage du retour microphone

Mic Mute On/Off

Interrupteur microphone muet

Power On / Off

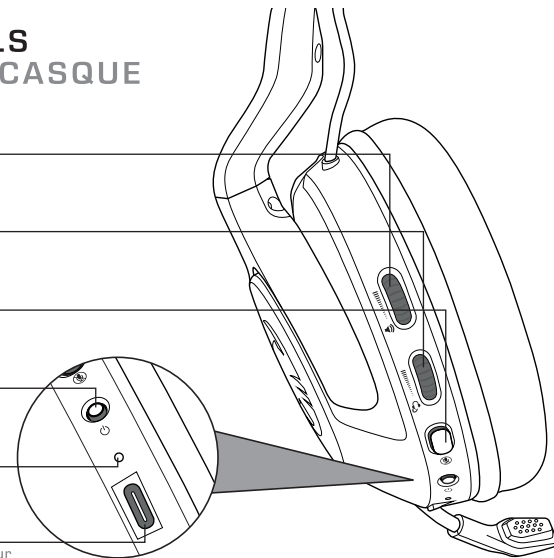
Allumer / éteindre

LED Indicator

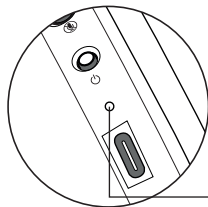
Indicateur lumineux

USB Charge & Update Port

Port USB pour le chargement et la mise à jour



LED INDICATIONS INDICATIONS LUMINEUSES



Connection Status LED

Solid White = Headset Connected
Pulsing Red = Low Battery
Solid Red = Headset Charging
Pulsing White = Headset On/Full Battery
Double Blink White = Headset Pairing

Indicateur d'état

Blanc = casque connecté
Clignotement rouge = niveau de batterie faible
Rouge = chargement du casque en cours
Clignotement blanc = casque chargé
Clignotement blanc double = jumelage du casque



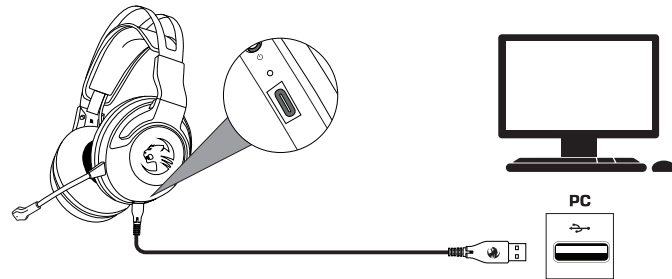
Connection Status LED

Solid White = Headset Connected
Double Blink White = Headset Pairing
Pulsing Red = Microphone Muted

Indicateur d'état

Blanc = casque connecté
Clignotement blanc double = jumelage du casque
Clignotement rouge = microphone muet

CHARGING | CHARGEMENT



The Elo 7.1 Air uses a 24+ hour rechargeable battery. Make sure to charge it regularly.

L'Elo 7.1 Air dispose d'une batterie rechargeable d'une autonomie de plus de 24 heures. Assurez-vous de la charger régulièrement.

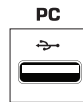
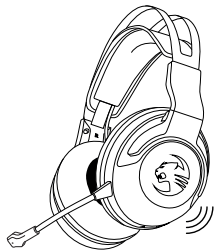
Headset Storage

Always charge your headset before storing it for any extended period of time (greater than 3 months). Never store the unit in temperatures above 113°F/45°C

Rangement du casque:

Chargez toujours votre casque avant de le ranger pour une longue durée (plus de 3 mois). Ne stockez jamais le casque à des températures supérieures à 45°C

PC/MAC® SETUP | CONFIGURATION POUR PC/MAC®



EN

1. Plug the Transmitter in a USB on your PC
2. Hold Power Button for 2 seconds to turn on headset (the transmitter and headset are automatically paired)
3. Right-click the speaker icon in your toolbar and select Sounds
4. Select the Playback devices tab
5. Right-click Elo 7.1 Air and select Set as Default Device
6. Open the driver software to customize your settings

DE

1. Schließe den Sender an einen USB-Anschluss deines PCs an
2. Halte den Ein-/Aus-Schalter 2 Sekunden lang gedrückt, um dein Headset einzuschalten (der Sender und das Headset werden automatisch gekoppelt)
3. Rechtsklicke das Lautsprechersymbol in deiner Symbolleiste und wähle „Sounds“
4. Wähle das Register „Wiedergabegeräte“
5. Rechtsklicke auf Elo 7.1 Air und wähle „Als Standardgerät festlegen“
6. Öffne die Treiber-Software, um deine Einstellungen anzupassen

FR

1. Branchez le transmetteur à un port USB disponible de votre PC
2. Maintenez le bouton d'alimentation enfoncé pendant 2 secondes pour allumer le casque (le transmetteur et le casque sont automatiquement jumelés)
3. Faites un clic droit sur l'icône de haut-parleur dans la Barre des tâches et sélectionnez Son
4. Cliquez sur l'onglet Lecture
5. Faites un clic droit sur Elo 7.1 Air et sélectionnez Définir en tant que périphérique par défaut
6. Démarrez le logiciel pour personnaliser vos paramètres

IT

1. Inserisci il trasmettitore in una porta USB libera sul tuo PC
2. Tieni premuto il pulsante di accensione per 2 secondi per accendere le cuffie (il trasmettitore e le cuffie saranno abbinati automaticamente)
3. Fai clic con il pulsante destro del mouse sull'icona dell'altoparlante sulla barra delle applicazioni e seleziona Suoni
4. Vai al tab Riproduzione
5. Fai clic con il pulsante destro del mouse su Elo 7.1 Air e seleziona Imposta come dispositivo predefinito
6. Apri il Software per personalizzare le tue configurazioni

ES

1. Conecte el transmisor a un puerto USB del PC
2. Mantenga pulsado el botón de encendido durante 2 segundos para encender los auriculares (el transmisor y los auriculares se emparejan automáticamente)
3. Haga clic derecho en el icono del altavoz en la barra de herramientas y seleccione Sonidos
4. Seleccione la pestaña Dispositivos de reproducción
5. Haga clic derecho en Elo 7.1 Air y seleccione Establecer como predeterminado
6. Abra el driver software para customizar sus ajustes

SE

1. Koppla in Elo 7.1 Air till datorn via en ledig USB-port
2. Håll in strömknappen i 2 sekunder för att starta headsetet (sändaren och headsetet är automatiskt sammankopplade)
3. Högerklicka på högtalarikonen i verktygsfältet och välj Ljud
4. Gå till fliken Uppspelning
5. Öppna drivrutinsprogramvaran för att anpassa dina inställningar
6. Open the driver software to customize your settings

TECHNICAL FACTS

TECH SPECS

- Direct wireless connection via USB-A transmitter
- 20Hz – 20kHz speaker frequency response
- 2.4GHz transmitter frequency response
- Audio controls: power button, master volume wheel, mic mute, mic monitor wheel
- Rechargeable 24h battery (average 1+ week play time based on typical ~3h use per day)
- 50mm speakers with neodymium magnets
- Removable unidirectional microphone
- Leatherette headband with foam cushioning
- Over-ear design featuring memory foam

SYSTEM REQUIREMENTS

- Windows® 7, 8 and 10 (software support)
- USB 2.0 (or higher)
- Internet connection (for driver software)

Should you need assistance ...

Our support team is ready to help you with any technical questions. Just send an e-mail to support@roccat.org or visit our website at:

WWW.ROCCAT.ORG/SUPPORT

REGULATORY COMPLIANCE STATEMENTS FOR THE ELO 7.1 AIR RX & TX

LOCAL RESTRICTIONS ON RADIO USAGE

Caution: Due to the fact that the frequencies used by wireless devices may not yet be harmonized in all countries, these radio products are designed for use only in specific countries, and are not allowed to be operated in countries other than those of designated use. As a user of these products, you are responsible for ensuring that the products are used only in the countries for which they were intended and for verifying that they are configured with the correct selection of frequency and channel for the country of use. Any deviation from the permissible power and frequency settings for the country of use is an infringement of national law and may be punished as such.

To determine whether you are allowed to use your wireless network device in a specific country, please check to see if the radio type number that is printed on the identification label of your device is listed in the manufacturer's DEM Regulatory Guidance document at the following URL <http://www.turtlebeach.com/homologation> or contact Turtle Beach directly.

FEDERAL COMMUNICATIONS COMMISSION (FCC) COMPLIANCE NOTICES

This section includes the following FCC statements for the Elo 7.1 AIR:

- FCC IDs: XGB-TB1B140 & XGB-TB15143
- Class B Interference Statement
- RF Radiation Exposure & Hazard Warning
- Non-Modification Statement

CLASS B INTERFERENCE STATEMENT

This equipment has been tested and found to comply with the limits for a Class B digital device, pursuant to Part 15 of the FCC Rules. These limits are designed to provide reasonable protection against harmful interference in a residential installation. This equipment generates, uses, and can radiate radio frequency energy and, if not installed and used in accordance with the instructions, may cause harmful interference to radio communications. However, there is no guarantee that interference will not occur in a particular installation. If this equipment does cause harmful interference to radio or television reception, which can be determined by turning the equipment off and on, the user is encouraged to try to correct the interference by one or more of the following measures:

- Reorient or relocate the receiving antenna.
- Increase the separation between the equipment and receiver.
- Connect the equipment into an outlet on a circuit different from that to which the receiver is connected.
- Consult the dealer or an experienced radio/TV technician for help.

FCC CAUTION:

This device complies with Part 15 of the FCC Rules. Operation is subject to the following two conditions: (1) This device may not cause harmful interference, and (2) this device must accept any interference received, including interference that may cause undesired operation.

RF RADIATION EXPOSURE & HAZARD STATEMENT

To ensure compliance with FCC RF exposure requirements, this device must be installed in a location such that the antenna of the device will be greater than 2 cm (0.8 in.) from all persons. Using higher gain antennas and types of antennas not covered under the FCC certification of this product is not allowed. Installers of the radio and end users of the product must adhere to the installation instructions provided in this manual. This transmitter must not be co-located or operated in conjunction with any other antenna or transmitter.

NON-MODIFICATION STATEMENT

Use only the supplied internal antenna. Unauthorized antennas, modifications, or attachments could damage the Elo 7.1 AIR RX & TX Models and violate FCC regulations. Any changes or modifications not expressly approved by the party responsible for compliance could void the user's authority to operate this equipment. Please contact Turtle Beach for a list of approved 2.4 GHz antennas.

This product is compliant with the Consumer Product Safety Improvement Act of 2008, Public Law 110-314 (CPSIA)

CANADIAN ICES STATEMENTS

IC: 3B79A-1B140 & 3B79A-15143

This device complies with ICES-003 and RSS-247 of Industry Canada.

Operation is subject to the following two conditions:

1. This device may not cause interference, and
2. This device must accept any interference, including interference that may cause undesired operation of the device.

Ce dispositif est conforme aux normes NMB003 et CNR-247 d'Industrie Canada.

1. L'utilisation de ce dispositif est autorisée seulement aux conditions suivantes :

2. il ne doit pas produire de brouillage et l'utilisateur du dispositif doit être prêt à accepter tout brouillage radioélectrique reçu, même si ce brouillage est susceptible de compromettre le fonctionnement du dispositif.

This equipment complies with Industry Canada radiation exposure limits set forth for an uncontrolled environment.

Cet équipement est conforme à l'exposition aux rayonnements Industry Canada limites établies pour un environnement non contrôlé.

To prevent radio interference to the licensed service (i.e. co-channel Mobile Satellite systems) this device is intended to be operated indoors and away from windows to provide maximum shielding. Equipment (or its transmit antenna) that is installed outdoors is subject to licensing and not supported by Elo 7.1 AIR RX & TX Models.

Pour éviter les interférences radio au service agréé (c.-à-d. Les systèmes par satellite mobile co-canal), cet appareil est destiné à fonctionner à l'intérieur et à l'extérieur des fenêtres pour assurer un blindage maximal. L'équipement (ou son antenne d'émission) installé à l'extérieur est soumis à l'octroi de licences et n'est pas pris en charge par les modèles Elo 7.1 AIR RX et TX.

RF RADIATION EXPOSURE & HAZARD STATEMENT

To ensure compliance with RSS-102 RF exposure requirements, this device must be installed in a location such that the antenna of the device will be greater than 2 cm (0.8 in.) away from all persons. Using higher gain antennas and types of antennas not covered under the IC certification of this product is not allowed. Installers of the radio and end users of the product must adhere to the installation instructions provided in this manual. This transmitter must not be co-located or operated in conjunction with any other antenna or transmitter.

EXPOSITION AUX RADIATIONS RF & MENTION DE DANGER

Pour assurer la conformité avec les exigences RSS-102 d'exposition aux RF (Radio Fréquences), cet appareil doit être installé dans un endroit où l'antenne de l'appareil sera située à une distance de plus de 2 cm (0.8 po) de toutes personnes. L'utilisation d'antennes à gain plus élevé et les types d'antennes qui ne sont pas couverts en vertu de la certification IC de ce produit n'est pas autorisée. Les installateurs de la radio et les utilisateurs du produit final doivent se conformer aux instructions d'installation fournies dans ce manuel. Cet émetteur ne doit pas être co-implanté ou exploité en conjonction avec toute autre antenne ou transmetteur.

EUROPEAN UNION AND EUROPEAN FAIR TRADE ASSOCIATION (EFTA) REGULATORY COMPLIANCE

This equipment may be operated in the countries that comprise the member countries of the European Union and the European Fair Trade Association. These countries, listed below, are referred to as The European Community throughout this document:

AUSTRIA, BELGIUM, BULGARIA, CYPRUS, CZECH REPUBLIC, DENMARK, ESTONIA, FINLAND, FRANCE, GERMANY, GREECE, HUNGARY, IRELAND, ITALY, LATVIA, LITHUANIA, LUXEMBOURG, MALTA, NETHERLANDS, POLAND, PORTUGAL, ROMANIA, SLOVAKIA, SLOVENIA, SPAIN, SWEDEN, UNITED KINGDOM, ICELAND, LICHTENSTEIN, NORWAY, SWITZERLAND

Declaration of Conformity

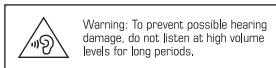
Marking by this symbol:



indicates compliance with the Essential Requirements of the EMC Directive of the European Union (2014/30/EU). This equipment meets the following conformance standards:

Safety:	EN 60950-1:2006 + A11:2009 + A1:2010 + A12:2011 + A2:2013(T-Mark License), IEC 60950-1:2005 (2nd Ed.) + Am 1:2009 + Am 2:2013 (CB Scheme Certificate), IEC 62368-1:2014, EN 50332-1:2013, EN 50332-2:2013, EN71-3:2013
EMC:	EN 55032:2015; CISPR 32:2015, EN 301489-1 V2.1.1(2017-02), EN301489-17 V3.1.1(2016-11)
Radio:	EN 300328 V2.2.2
SAR:	EN 62311:2008
Environmental:	RoHS 2015/863 amending Annex II to 2011/65/EU, WEEE 2012/19/EU, REACH 2006/1907/EC, Packaging 94/62/EC, Battery 2006/66/EC, Toys Safety Directive 2009/48/EC

Please visit the following URL for a complete copy of the Declaration of Conformity:
<http://www.turtlebeach.com/homologation>



Warning!

This is a Class B product. In a domestic environment, this product may cause radio interference, in which case, the user may be required to take appropriate measures.

Achtung!

Dieses ist ein Gerät der Funkstörgrenzwertklasse B. In Wohnbereichen können bei Betrieb dieses Gerätes Rundfunkstörungen auftreten, in welchen Fällen der Benutzer für entsprechende Gegenmaßnahmen verantwortlich ist.

Attention!

Ceci est un produit de Classe B. Dans un environnement domestique, ce produit risque de créer des interférences radioélectriques, il appartiendra alors à l'utilisateur de prendre les mesures spécifiques appropriées.



This symbol on the product or its packaging indicates that this product must not be disposed of with your other household waste. Instead, it is your responsibility to dispose of your waste equipment by handing it over to a designated collection point for the recycling of waste electrical and electronic equipment. The separate collection and recycling of your waste equipment at the time of disposal will help conserve natural resources and ensure that it is recycled in a manner that protects human health and the environment. For more information about where you can drop off your waste for recycling, please contact your local authority, or where you purchased your product.

Turtle Beach Europe Ltd is obligated as a producer with a main activity of selling under The Producer Responsibility Obligations (Packaging Waste) Regulations 2007. To fulfil our obligation we are registered with Comply Direct and their Recycling Room. Here you will find advice and information on packaging waste management, recycling symbols and the waste hierarchy principles of reduce, reuse and recycle.

<https://www.complydirect.com/the-recycling-room/>

Mexican IFT-008 Statement

"La operación de este equipo está sujeta a las siguientes dos condiciones: (1) es posible que este equipo o dispositivo no cause interferencia perjudicial y (2) este equipo o dispositivo debe aceptar cualquier interferencia, incluyendo la que pueda causar su operación no deseada."

TURTLE BEACH CORPORATION | 11011 VIA FRONTERA, SUITE A, SAN DIEGO, CA 92127

© 2020 Turtle Beach Corporation. All rights reserved. Any product names mentioned in this manual may be trademarks or registered trademarks and are the property of their respective owners. Information contained herein is subject to change without notice. Turtle Beach Corporation shall not be made liable for any errors that may appear in this manual. This publication or parts of it may not be reproduced without the express consent of the publisher.

ID004
426-194-004-005



WWW.ROCCAT.ORG