


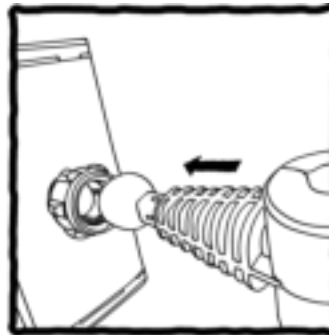
MANOS LIBRES

MANUAL / HANDLEIDING




**TURN LEFT TO
LOOSEN**

Draai naar links om
los te draaien



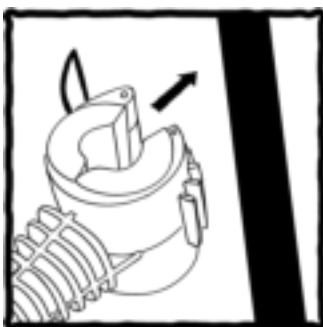
CLICK TO ATTACH

Druk de klem in de
houder




**TURN RIGHT TO
TIGHTEN**

Draai naar recht om de
klem te bevestigen aan
de houder




**PUT GRIP ONTO
BAR**

Plaats de klem om de
beugel van je spiegel
of windscherm



**ADJUST CLIP TO
TIGHTEST POSITION**

Plaats de clip op een
stand die zo strak
mogelijk is.



CLICK TO SECURE

Klik de klem dicht zodat
de telefoonhouder strak
en veilig vast zit

