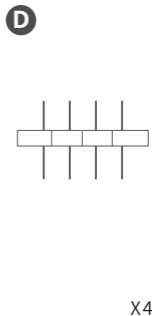
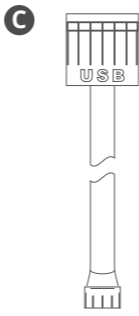
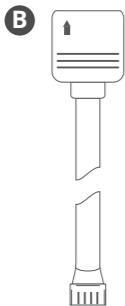
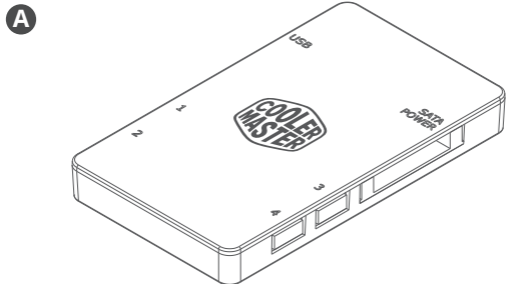




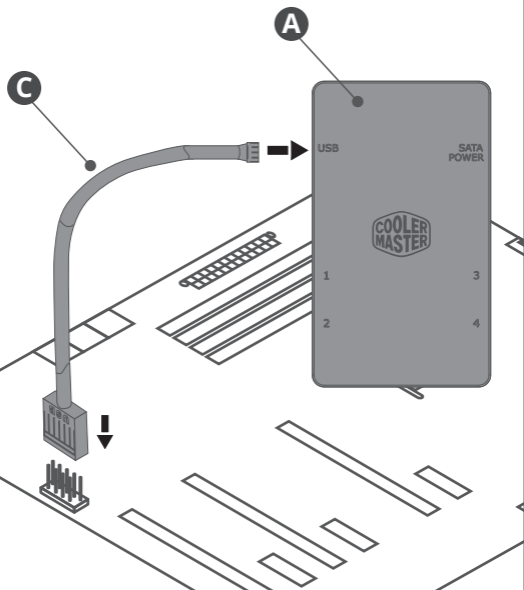
# RGB LED CONTROLLER

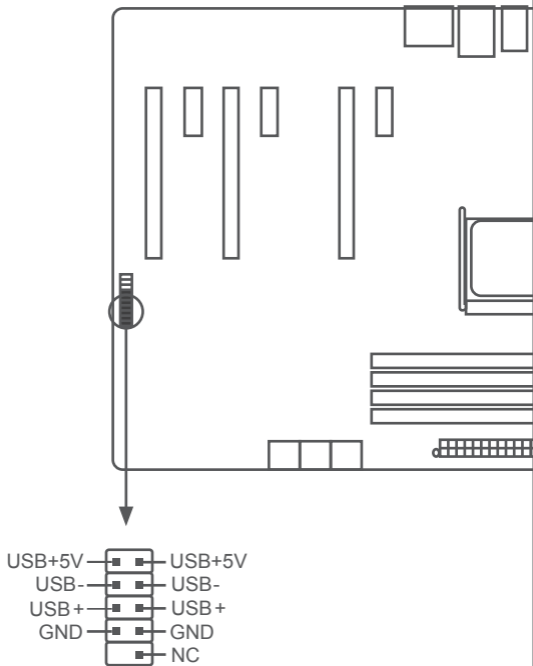
USER MANUAL

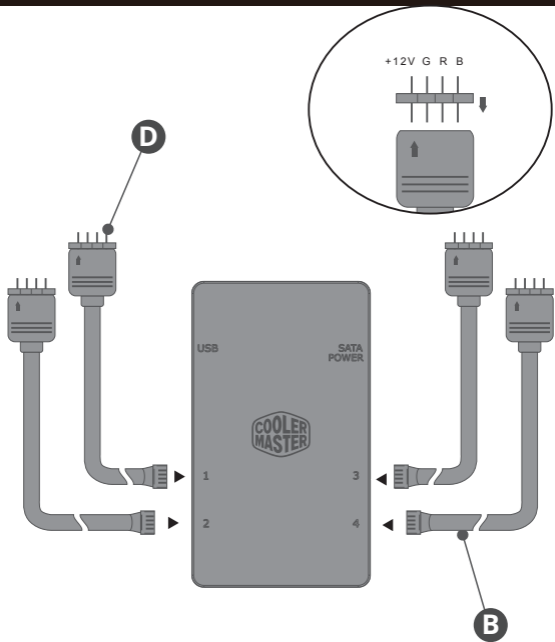
# 1

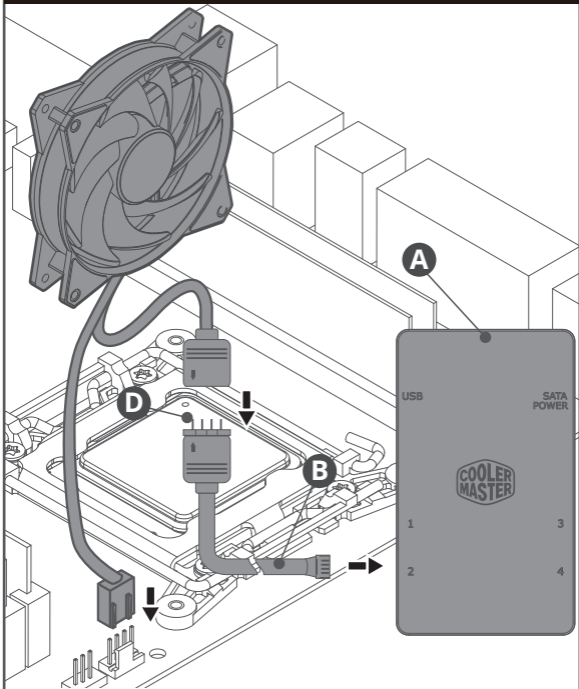


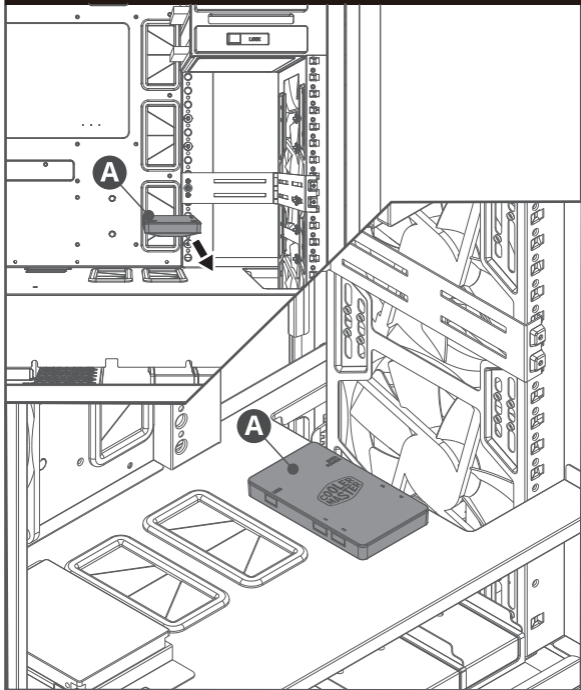
\*OPTIONAL: FAN, LED STRIP

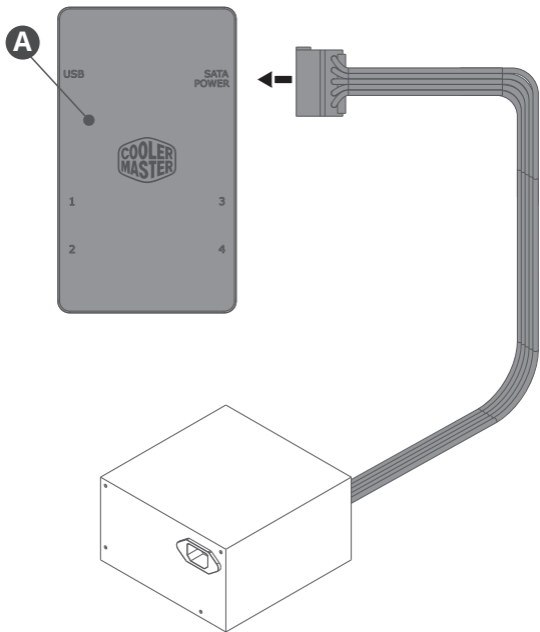














# Install Software

**STEP 1** : Download software at Cooler Master's official website:  
[www.coolermaster.com](http://www.coolermaster.com)

**STEP 2** : Unzip and double click file.

**STEP 3** : Start installation process.

**STEP 4** : Your RGB LED Controller software is ready to use.

## ADDITIONAL INFORMATION

Please visit our website at [www.coolermaster.com](http://www.coolermaster.com)

Asia Pacific - Cooler Master Technology Inc.  
8F., No. 788-1, Zhongzheng Rd., Zhonghe Dist.,  
New Taipei City 23586, Taiwan (R.O.C.).  
Tel: +886-2-2225-3517

China - Cooler Master China  
Room 2062, Floor 6, No. 421, Weiqing Rd.,  
Jinshan District, Shanghai City, China  
Tel: +86-21-51872177

South America - Cooler Master Brazil  
Telephone: 55-11-4003-9969  
Email : [CONTATO@coolermaster.com.br](mailto:CONTATO@coolermaster.com.br)

Europe - Cooler Master Europe B.V.  
Lodewijkstraat 1b, 5652AC Eindhoven, The Netherlands  
Tel: +31-(0)40-702-0900

North America - Cooler Master NA  
4820 Schaefer Ave. Chino CA. 91710, USA  
Tel: +1-888-624-5099

For the most updated information, please visit our official website:  
[www.coolermaster.com /](http://www.coolermaster.com/)  
Cooler Master Support: <https://account.coolermaster.com/>



510013700-GP3 Ver 1.0: 2017/04

©2017 Cooler Master Technology Inc. All Rights Reserved. All trademarks are registered to their respective owners.



**Make It Yours.**