


USB PD Car Charger

Fast Charge Technology PD3.0 / QC3.0



Instructions

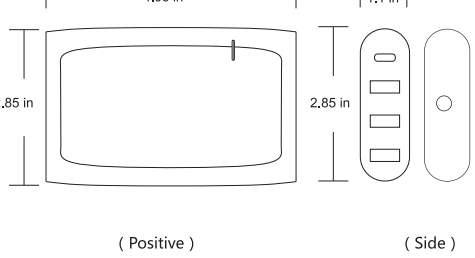
Thanks for purchasing this product. In order to get the most out of your product, please read the user manual carefully before using. We hope that you will have a wonderful experience using this product.

CAUTIONS:

- Please ensure you have the correct charger for your device
- Don't attempt to open the charger
- Don't blow water to infiltrate the charger
- If water infiltrates the charger do ACOT use
- To ensure complete safety and best performance, please follow these instructions

SPECIFICATION


Model	C1901
Input	12-24V(=10A/Max)
Total Output	119W(Max)
USB-C Output	5V/9V/12V/15V=3A, 20V=3.25A
USB-A Output	3.6-6V=3A, 6V-6V=2A, 9V-12V=1.5A(Each)
Size	4.06x2.85x1.1 in



(Front) (Side)

Product Features

- ① Intelligent USB PD3.0 Output
- ② Power Light
- ③ Quick Charge 3.0 Output
- ④ Input



TIPS

Please refer to instructions to use the product.

PACKAGE CONTAINS

USB PD Car Charger * 1
Power cord * 1
User manual * 1


AFTERSALES SERVICE


This product has a 1 year warranty

Use Method


The Steps to use:

1. First connect the cigarette lighter cable to the charger.
2. Then insert the cigarette lighter plug into the car cigarette lighter hole.
3. Secondly, plug the charging cable into the output port of the charger, and connect the required charging device at the other end to charge the device.





Output



Input (12-24V)
Connect the cigarette lighter hole

FEATURES

- This product can be used simultaneously for a variety of devices.
- High efficiency charging.
- Security charge, prevent the occurrence of accident effectively
- Ensure receives full power and also full safety.

INTRODUCTION

Note:

1. Cut off the power connection, if not charging.
2. Suitable for safe use under an altitude of 2000 meters, and non-explosive regions.

