



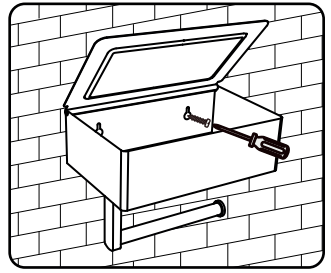
METHODE 1: SCREW WALL MOUNT



1. Drill holes $\varnothing 6\text{mm}$

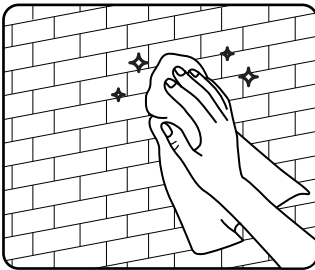


2. Hammer in the drywall anchors which are provided with the shelf

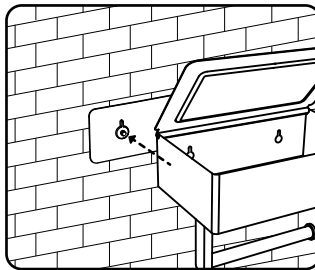


3. Use the provided screws to secure the mounting brackets to the wall

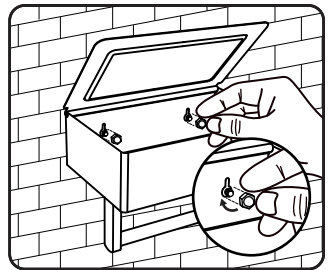
METHODE 2: ADHESIVE STICKER WALL MOUNT



1. Clean the wall



2. Peel off the adhesive pad and stick it on the wall. Place the holder through the holes



3. Use the provided nuts to secure the holder to the wall



1. Clean the wall and mark the installation position



2. Peel off the tape and stick the product on the wall



3. Press and hold the product for 5-8 seconds to make it more firm



4. Please wait 24 hours after installation