



2.4GHz + Wi-Fi Control LED Driver
Dimmable + CCT adjustable




Input: AC 100-240V 50/60Hz 0.5A max

Output: 12VDC 3.3A max



Power: 40W max

Temp: -20°C To 125°C 50,000Hrs

IP65



CE RoHS SELV



2.4GHz + Wi-Fi Control LED Driver
Dimmable + CCT adjustable



Input: AC 100-240V 50/60Hz 0.5A max

Output: 12VDC 3.3A max

Power: 40W max

Temp: -20°C To 125°C 50,000Hrs

IP65



CE RoHS SELV

