

 denver



**MPS-316**

[www.facebook.com/denver.eu](http://www.facebook.com/denver.eu)

08 / 23



FR

Cet appareil et  
ses accessoires  
sont recyclables

À DÉPOSER  
EN MAGASIN



OU



À DÉPOSER  
EN DÉCHÈTERIE

Points de collecte sur [www.quefairedemesdechets.fr](http://www.quefairedemesdechets.fr)  
Privilégiez la réparation ou le don de votre appareil !



## Safety information

Please read the safety instructions carefully before using the product for the first time and keep the instructions for future reference.

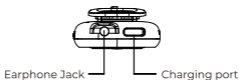
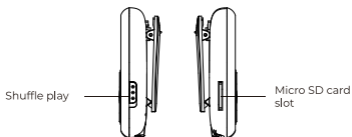
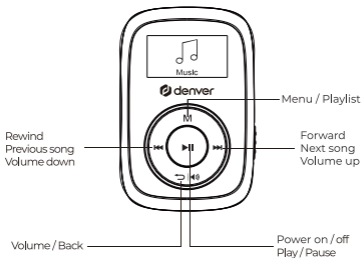
1. This product is not a toy. Keep it out of reach of children.
2. Warning: This product includes lithium polymer battery.
3. Keep product out of the reach of children and pets to avoid chewing and swallowing.
4. Product operating and storage temperature is from 0 degree Celsius to 40 degrees Celsius. Under and over his temperature might affect the function.
5. Never open the product. Touching the inside electrics can cause electric shock. Repairs or service should only be performed by qualified personnel.
6. Please protect your ears against loud volume. Loud volume can damage your ears and risk in hearing loss.
7. The unit is not waterproof. If water or foreign objects enter the unit, it may result in fire or electric shock. If water or a foreign object enters the unit, stop use immediately.
8. Only charge with the supplied USB cable.
9. Using accessories other than the ones delivered with the product can cause abnormal functionality.

Denver A/S reserve the rights for print errors.

Denver A/S cannot be held responsible for any technical or typographical errors and reserves the

right to make changes to the product and manuals without prior notice. If you detect any inaccuracies or omissions, please inform us at the address on the back cover.

## Function:



ENG3

1. Switching on and switching off the device ▶||
  - Long press the key ▶|| for approx. 6 seconds to switch on the player. To switch it off, press the key again for approx. 3 seconds.
  - Short press the key ▶|| to realize Play/Pause function when the music is playing.
2. Shuffle play  
Scroll up for shuffle play, and scroll down for sequential play.
3. Fast forward ▶▶ and Rewind ◀◀ key
  - Briefly press the ▶▶ or ◀◀ key, to rewind or fast forward.
  - When playing music, press the ▶▶ or ◀◀ to skip to the previous song or next song.
  - When adjusting volume, press the ▶▶ or ◀◀ to turn volume up or down.
4. Volume and Back Key ↶|🔊
  - Press ↶|🔊 key to return to the previous interface.
  - When playing music, press the ↶|🔊 key to go to the Music page, press and hold the ↶|🔊 key to open the volume selection menu. With the ▶▶ and ◀◀ keys, you can adjust the volume down and up. Because of legal provisions, you have to press the Menu key to change from level 20 to 21 to continue to increase the volume.
5. Menu Key **M**  
When playing music, press the **M** key to show the playlist.
6. Music 🎵

Music page, press ►|| key to enter the music playing screen.

7. Explorer 

Explorer page, press ►|| key to enter the folder list.

8. Settings 

Press the ►|| button to enter the menu of the settings page, press ►|| key to enter the settings' sub-menus. It includes

- Music (Repeat Mode and EQ Select)
- Display (Light Time and Brightness)
- Power Off
- Language
- System (About, Reset)

Warning!

- Lithium battery inside!
- Do not try to open the product!
- Do not expose to heat, water, moisture or direct sunlight!
- Only charge with the original charger supplied with this product!

Please notice - All products are subject to change without any notice. We take reservations for errors and omissions in the manual.

ALL RIGHTS RESERVED, COPYRIGHT DENVER A/S



Electric and electronic equipment and included batteries contains materials, components and substances that can be hazardous to your health and the environment, if the waste material (discarded electric and electronic equipment and batteries) is not handled correctly.

Electric and electronic equipment and batteries is marked with the crossed out trash can symbol, seen above. This symbol signifies that electric and electronic equipment and batteries should not be disposed of with other household waste, but should be disposed of separately.

As the end user it is important that you submit your



used batteries to the appropriate and designated facility. In this manner you make sure that the batteries are recycled in accordance with legislature and will not harm the environment.

All cities have established collection points, where electric and electronic equipment and batteries can either be submitted free of charge at recycling stations and other collection sites, or be collected from the households. Additional information is available at the technical department of your city.

DENVER A/S  
Omega 5A, Soefte  
DK-8382 Hinnerup  
Denmark  
[www.facebook.com/denver.eu](http://www.facebook.com/denver.eu)

# Contact

## Nordics

### Headquarter

Denver A/S  
Omega 5A, Soeften  
DK-8382 Hinnerup  
Denmark

Phone: **+45 86 22 61 00**  
(Push "1" for support)

### E-Mail

For technical questions, please write to:  
**support.hq@denver.eu**

For all other questions please write to:  
**contact.hq@denver.eu**

---

## Benelux

### DENVER BENELUX B.V.

Barwoutswaarder 13C+D  
3449 HE Woerden  
The Netherlands

Phone: **0900-3437623**

E-Mail: **support.nl@denver.eu**

---

## Spain/Portugal

### DENVER SPAIN S.A

Ronda Augustes y Louis Lumiere, nº 23 – nave 16  
Parque Tecnológico  
46980 PATERNA  
Valencia (Spain)

### Spain

Phone: +34 960 046 883  
Mail: **support.es@denver.eu**

### Portugal:

Phone: **+35 1255 240 294**  
E-Mail: **denver.service@satfiel.com**

## Germany

### Denver Germany GmbH Service

Max-Emanuel-Str. 4  
94036 Passau

Phone: **+49 851 379 369 40**

### E-Mail

**support.de@denver.eu**

### Fairfixx GmbH

Repair and service  
Rudolf-Diesel-Str. 3 TOR 2  
53859 Niederkassel

(for TV, E-Mobility/Hoverboards/Balanceboards,  
Smartphones & Tablets)

TeL: **+49 851 379 369 69**

E-Mail: **denver@fairfixx.de**

---

## Austria

### Lurf Premium Service GmbH

Deutschstrasse 1  
1230 Wien

Phone: **+43 1 904 3085**

E-Mail: **denver@lurfservice.at**

---

If your country is not listed above,  
please write an email to  
**support@denver.eu**



DENVER A/S  
Omega 5A, Soeften  
DK-8382 Hinnerup  
Denmark

denver.eu  
facebook.com/denver.eu

Version 1.1