



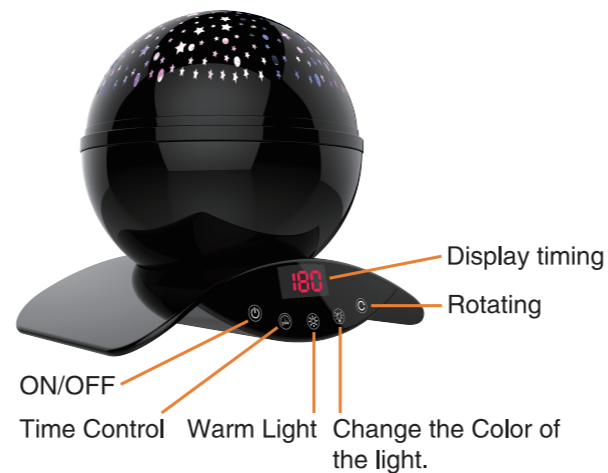
## STARRY ROTATING NIGHT LIGHT PROJECTOR

INSTRUCTION MANUAL

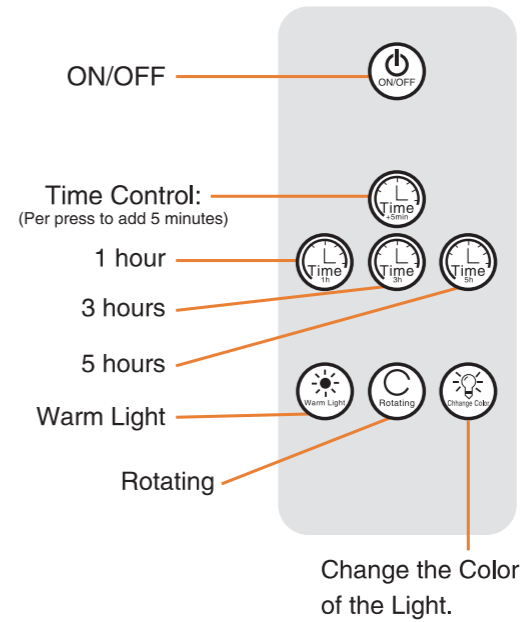
ITEM NO. : ES18

### 01/ Introduction

Remote Control Star Projector is an upgrade Projector Night Light, it can rotate and project colorful light onto a smooth ceiling or wall, create a romantic, relaxing, cozy atmosphere.

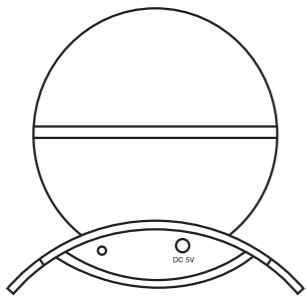


### 02/ Remote Control



Use 2 batteries ( AAA 1.5V)

### 03/ Charging Mode



#### Power input:

When charging, the light is red, and when it is fully charged, the red light is off.

#### Built-in lithium battery

Use a USB line and an adapter to connect to the power supply.

The battery can be fully charged after 5-6 hours of charging. The product can work for 13-14 hours after fully charged. It can charge while working.

Note: Do not use the output voltage over 5V.

### 04/ Function Instructions

#### Remove the top cover

- 1.Boot: Short press the power button, the screen shows the number '0'.
- 2.Timed shutdown: Press the 'Time' button to create a timed shutdown of the machine, press again to cancel the timing.
- 3.Warm Light: Short press the 'Sun icon' button on the machine/ the remote 'Warm light' button.
- 4.You can press the 'light bulb' button to change the colors of the light.
- 5.Rotating function: Press the 'Rotating' button, the machine will start to rotate.



### 05/ Product Features

Input Voltage: 5.1V
Working output Voltage: 4.1V
Working output current: 250mA Power: 4.5W
Lithium Battery Capacity: 1200mAh
Built-in lithium rechargeable battery

### 06/ Package Included

- 1x Star Projector Night Light
- 1x 2m USB Cable
- 1x Manual
- 1x Remote control
- 1x After sales card