

## DUAL MIKE WIRELESS WITH CBTALK APP

Download the CBTalk APP Android/iOs

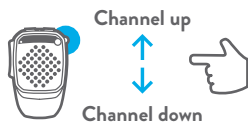


### PTT CBTALK








Push and talk into CBTalk







### CHANGE A CHANNEL ON CBTALK



### LED

-  **Turning ON:**  
Blue led 3 sec.
-  **Turning OFF:**  
Red led 3 sec.
-  **Pairing:**  
Red and blue leds alternated
-  **Pairing with Smartphone:**  
Blue led blinking 3 times
-  **Smartphone's pairing not successful:** red led blinking 3 times
-  **Full charge:**  
Blue led blinks once
-  **While charging:**  
Red led blinks once

### LIGHT RING

-  **Default color:**  
Steady blue (it will be set through the CBTalk APP)
-  **Incoming call:**  
Steady white
-  **Low battery:**  
blinking red
-  **PTT pressed:**  
Steady yellow

MIDLAND®

Prodotto o importato da:  
**CTE INTERNATIONAL srl**  
Via. R.Sevardi 7 42124 Reggio Emilia - Italia.  
Prima dell'uso leggere attentamente le istruzioni.

Produced or imported by:  
**CTE INTERNATIONAL srl**  
Via. R.Sevardi 7 42124 Reggio Emilia - Italy.  
Read the instructions carefully before installation and use.

Vertrieb durch: **ALAN ELECTRONICS GmbH**  
Daimlerstraße 1K - D-63303 Dreieich Deutschland.  
Vor Benutzung Bedienungsanleitung beachten.

Importado por: **MIDLAND IBERIA, SA**  
C/Cobalt, 48 - 08940 Cornellà de Llobregat, Barcelona - España.  
Antes de utilizar, lea atentamente el manual de uso.

Importé par: **ALAN FRANCE S.A.R.L.**  
5, Rue Ferrie, Zac les Portes du Vexin 95300 Ennery - France.  
Avant l'utilisation, lire les instructions.

To download the complete user manual and for information about the warranty please visit [www.midlandeurope.com](http://www.midlandeurope.com)

MIDLAND®

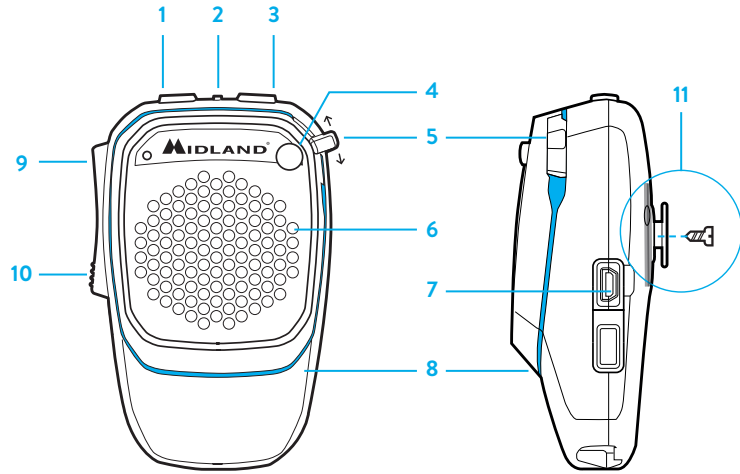
BLUETOOTH MICROPHONE  
**DUALMIKE**  
(( WIRELESS ))



QUICK GUIDE


EN

## DUALMIKE WIRELESS OVERVIEW

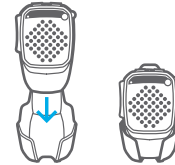


1. Volume -
2. Led
3. Volume + (Power Off - 3 sec.)
4. Emergency key (or customizable)
5. Channel up; Channel down (CBTalk)
6. Speaker
7. USB charging port/FW upgrade port
8. Light ring
9. Secondary PTT
10. PTT CBTalk (Power On - 3 sec.)
11. DUAL MIKE WIRELESS is supplied with a metallic plate very useful for magnetic fixing of the microphone and wireless recharge. To use it remove the plastic support fixed with a screw\*.

### RECHARGE



With USB cable (included)



**WIRELESS RECHARGE**  
Through DK-DUAL, optional Docking Station  
(The plastic support must be removed, see point 11\*)

### POWER ON



- Power On
- Led steady blue 3 sec.

### POWER OFF



- Power Off
- Led steady red 3 sec.

### PAIRING WITH SMARTPHONES

**3 sec. PRESS TOGETHER PTT CBTALK and VOL+**



#### STEP 1

- Pairing
- Red and blue leds alternately blink

#### STEP 2

- Telephone connected
- Blue led blinks 3 times

### PAIRING WITH OTHER BLUETOOTH DEVICES

**3 sec. PRESS TOGETHER secondary PTT and VOL+**



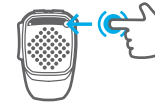
#### STEP 1

- Pairing
- Red and blue leds alternately blink

#### STEP 2

- Bluetooth connected
- Blue led blinks 3 times

### HAND-FREE PHONE CALLS



To answer/to end a call

- White light ring



To reject an incoming call

- White light ring



To make a voice dial

### AUDIO VOLUME



Bop (max vol. Beep)