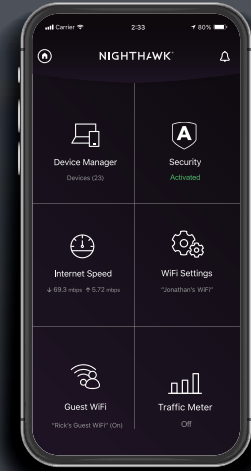


# Quick Start



## 1 Download the Nighthawk app to install your router

On your mobile phone, download the Nighthawk app and follow the setup instructions.

## 2 Secure your devices with NETGEAR Armor


Tap the **Security** icon in your Nighthawk app to verify that NETGEAR Armor™ is activated.

Your Nighthawk comes with NETGEAR Armor cybersecurity. Armor blocks online threats like hackers and phishing attempts on your devices.

## 3 Do more with the app

Check out everything you can do on the Nighthawk app! Run a speed test, pause the Internet, see all the connected devices, and more.

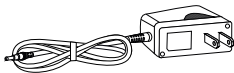
## Contents



Router

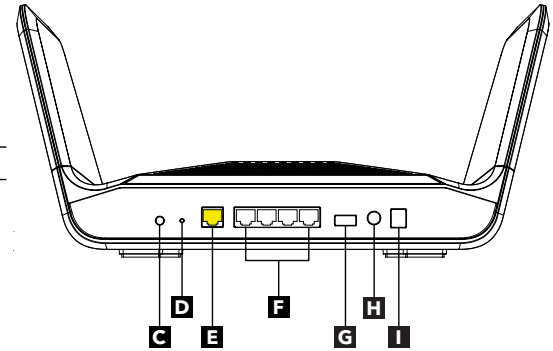
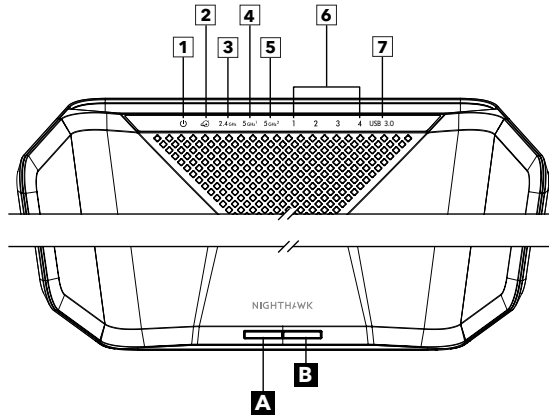


Ethernet cable



Power adapter  
(varies by region)

## Overview



- 1** Power LED
- 2** Internet LED
- 3** 2.4 GHz WiFi LED
- 4** 5 GHz 1 WiFi LED
- 5** 5 GHz 2 WiFi LED

- 6** Ethernet Ports 1-4 LEDs
- 7** USB 3.0 LED

- A** WiFi On/Off button with LED
- B** WPS button with LED
- C** LED On/Off button
- D** Reset button
- E** Internet port

- F** Ethernet ports 1-4
- G** USB 3.0 port
- H** Power On/Off button
- I** Power connector

## Troubleshooting

If you're having problems with the installation, try one of the following:

- Turn off your modem and router and disconnect them. Restart your modem. Reconnect your router to your modem, and try installing with the Nighthawk app again.
- If you're still unable to install your router using the Nighthawk app, manually install it using the router web interface.  
Visit <http://www.routerlogin.net> to access the router web interface.

For more information, visit [netgear.com/routerhelp](http://netgear.com/routerhelp).

**NETGEAR, Inc.**  
350 East Plumeria Drive  
San Jose, CA 95134, USA

July 2020

**NETGEAR INTERNATIONAL LTD**  
Floor 1, Building 3,  
University Technology Centre  
Curraheen Road, Cork,  
T12EF21, Ireland

**NETGEAR**

© NETGEAR, Inc., NETGEAR and the NETGEAR Logo are trademarks of NETGEAR, Inc. Any non-NETGEAR trademarks are used for reference purposes only.

## Support and Community

Visit [netgear.com/support](http://netgear.com/support) to get your questions answered and access the latest downloads.

You can also check out our NETGEAR Community for helpful advice at [community.netgear.com](http://community.netgear.com).

## Regulatory and Legal

Si ce produit est vendu au Canada, vous pouvez accéder à ce document en français canadien à <https://www.netgear.com/support/download/>.

(If this product is sold in Canada, you can access this document in Canadian French at <https://www.netgear.com/support/download/>.)

For regulatory compliance information including the EU Declaration of Conformity, visit <https://www.netgear.com/about/regulatory/>.

See the regulatory compliance document before connecting the power supply.

For NETGEAR's Privacy Policy, visit <https://www.netgear.com/about/privacy-policy>.

By using this device, you are agreeing to NETGEAR's Terms and Conditions at <https://www.netgear.com/about/terms-and-conditions>. If you do not agree, return the device to your place of purchase within your return period.

