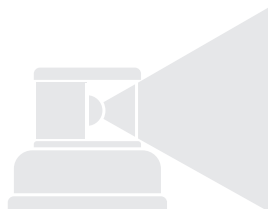


TECHNICAL MANUAL

DHR35R



MED96/98/EC



SINCE 1922

Den Haan Rotterdam



DISCLAIMER

Despite constant care and attention DHR puts in its manuals it is still possible that information in this manual is incomplete or incorrect.

We do not guarantee that the information in the manual is suitable for the purpose for which the information was consulted. All information is offered in the state in which it actually is and without any (implicit) guarantee or warranty regarding its validity or its suitability for a particular purpose or otherwise. All illustrations are for illustrative purposes only. This manual is not intended to cover every possible detail about the product.

We exclude all liability for any damages, direct or indirect, of any nature whatsoever, arising from or in any way connected with the use of this manual. In addition we are not liable for damages, direct or indirect, arising from the use of information obtained from this manual.

A user of this manual may not publish copyright protected works or other information from the manual or in any way reproduce the information without our permission. This also includes the reproduction of information or parts thereof by publication in an electronic (computer) network.



TABLE OF CONTENTS

Technical data	4
Product photos	5
Dimensions	6
Available models	7
Spare parts	8
Positioning lights	9
Positioning all-round light	10
Mounting instructions	11

TECHNICAL DATA

Application:

Base and side mounting models

- As Navigation light for all sea-going vessels with a length of less than 20 metres
- As Navigation light for all vessels in Rhine and European inland navigation with a length less than 20m
- As general signalling light for all types of sea-going vessels with a length up to 50m
- As general signalling light for all vessels in Rhine and European inland navigation

In compliance with:

- International Regulations for Preventing Collisions at Sea; COLREG 72 and latest amendments
- Rhine and European inland navigation rules
- The Directives 96/98/EC and 82/714/EC, following the European standard: EN 14744 (2005) AC(2006), Inland navigation vessels and sea-going vessels - navigation light

Approval:

MED96/98/EC Wheelmark

Materials:

- Housing: Matt black polycarbonate, reinforced with fibreglass
- Lens: Polycarbonate Fresnel lens, shock resistant
- Metal parts: Corrosion free, seawater resistant and non-magnetic

Min. visibility:

Sector lights

Starboard - bright	2 NM
Port - bright	2 NM
Masthead - bright	3 NM
Stern - bright	2 NM
Towing - bright	2 NM

All-round

White - bright	2 NM
Red - bright	2 NM
Green - bright	2 NM
Yellow - bright	2 NM
Blue - normal	1 NM

Electrical insulation class:

III

Power supply:

24VDC - Max. 25W

Protection class:

IP 56

Lampholder:

Bay15d

Operation temperature:

-25°C up to +55°C

Mounting:

Base, Side or Hoistable

Cable entry:

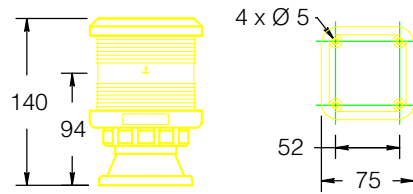
Cable gland PG9

PRODUCT PHOTOS

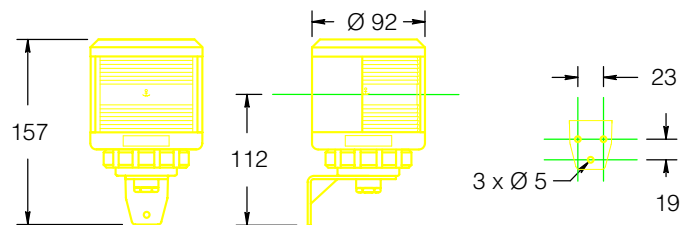


DIMENSIONS

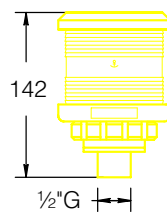
Base mounting



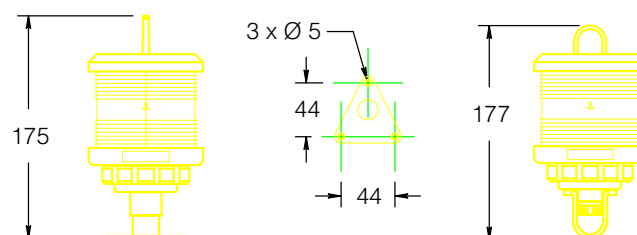
Side mounting



Pipe mounted



Tri-colour and Hoistable



All dimensions in mm.

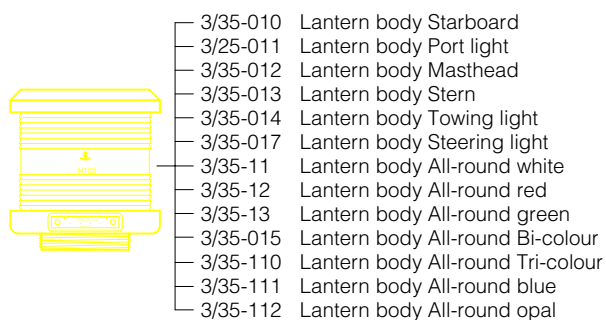


AVAILABLE MODELS

Sector lights	Min. Visibility	Colour	Base mounted	Side mounted
Starboard	2 NM	Green	SB35V	SB35Z
Port	2 NM	Red	BB35V	BB35Z
Masthead	3 NM	White	TW35V	TW35Z
Stern	2 NM	White	HW35V	HW35Z
Towing	2 NM	Yellow	HGL35V	HGL35Z
Bi-colour	2 NM	Red/Green	TKL35V	TKL35Z
Tr-colour	2 NM	Red/white/Green	DKL35V	-
Panama steering light	-	Blue	-	ST35Z

All-round lights	Min. Visibility	Colour	Base mounted	Pipe mounted	Hoistable
White	2 NM	White	RW35V	RW35P	RW35H
Red	2 NM	Red	RR35V	RR35P	RR35H
Green	2 NM	Green	RGR35V	RGR35P	RGR35H
Yellow	2 NM	Yellow	RGL35V	RGL35P	RGL35H
Blue	1 NM	Blue	RBL35V	RBL35P	RBL35H
Opal	-	Opal	ROP35V	ROP35P	ROP35H

SPARE PARTS



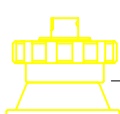
- 5/55-14 Bulb Bay 15d 12V 25W
- 5/55-15 Bulb Bay 15d 24V 25W



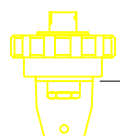
- 3/35-02 DHR35 Lampholder, w/o earth terminal



- 3/35-08 Base part, 1/2" pipe connection



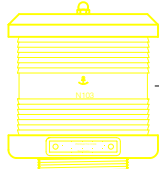
- 3/35-07 Base part, pedestal



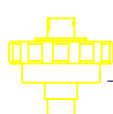
- 3/35-061 Base part, bracket Starboard
- 3/35-062 Base part, bracket Port
- 3/35-063 Base part, bracket Masthead or Stern



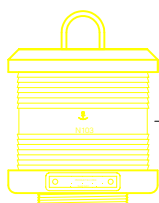
- VKH35 Pennant holder



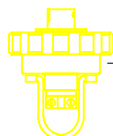
- 3/35-016 Lantern body Tri-colour



- 3/35-071 Base part, pedestal s.s.

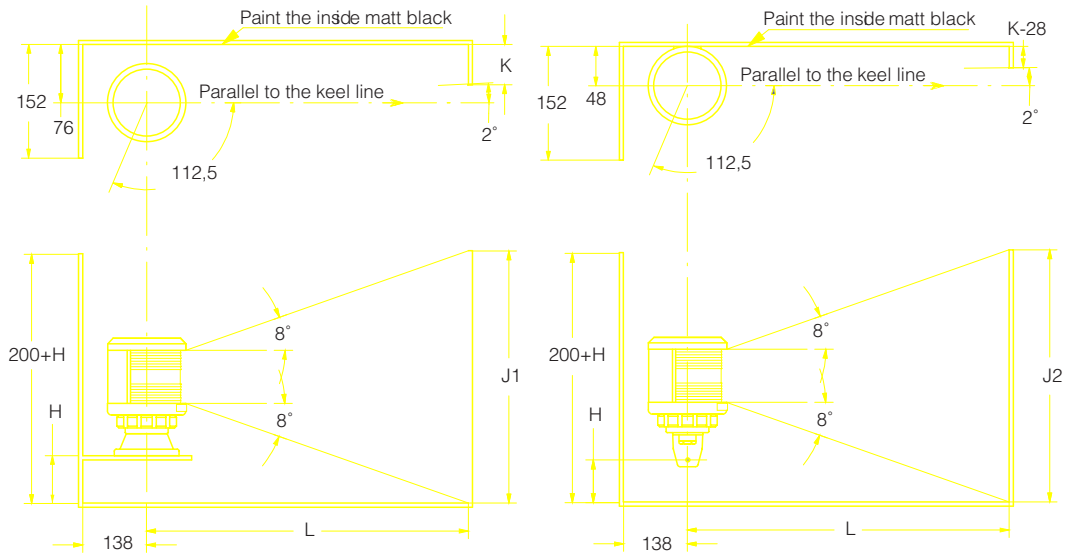


- 3/35-11H Lantern body All-round white - hoistable
- 3/35-12H Lantern body All-round red - hoistable
- 3/35-13H Lantern body All-round green - hoistable



- 3/35-072 Base part, hoistable

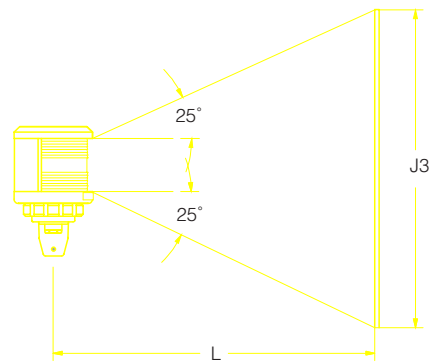
POSITIONING LIGHTS



Power-driven vessels

L	H	K	J1	J2	J3
400	0	62	175	-	393
500	0	58	189	-	486
600	15	55	218	229	579
700	29	51	246	257	-
800	43	48	274	285	-
910	58	44	306	316	-

[mm]



Sailing vessels

Disclaimer:

- The minimum luminous intensity requirements in the forward direction are only guaranteed if the side-lights are mounted in accordance with this drawing and table.
- This is an illustration to indicate the dimensions of the inboard screens, relative to the keel line of the vessel. By no means may this image be used to determine the position of the sidelights on the vessel. For positioning the lights at the vessel always check for compliance with COLREG 72 or local rules.

POSITIONING ALL-ROUND LIGHT

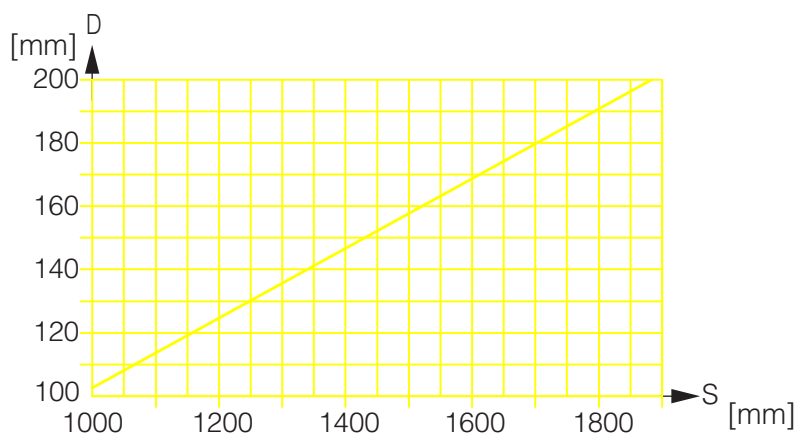
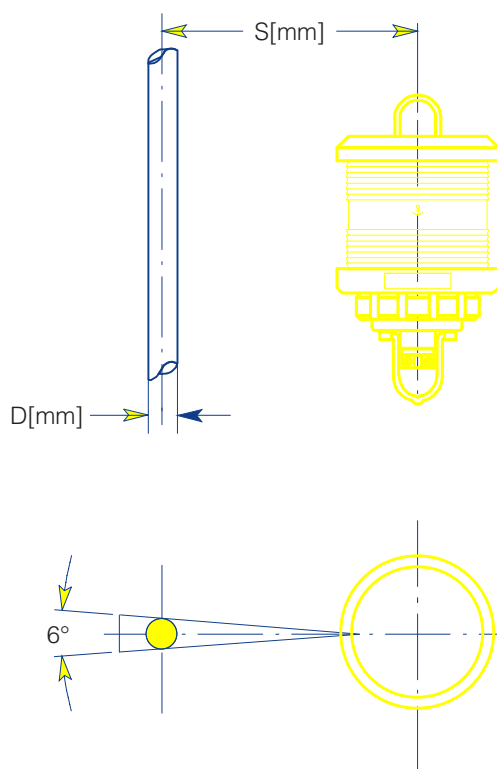


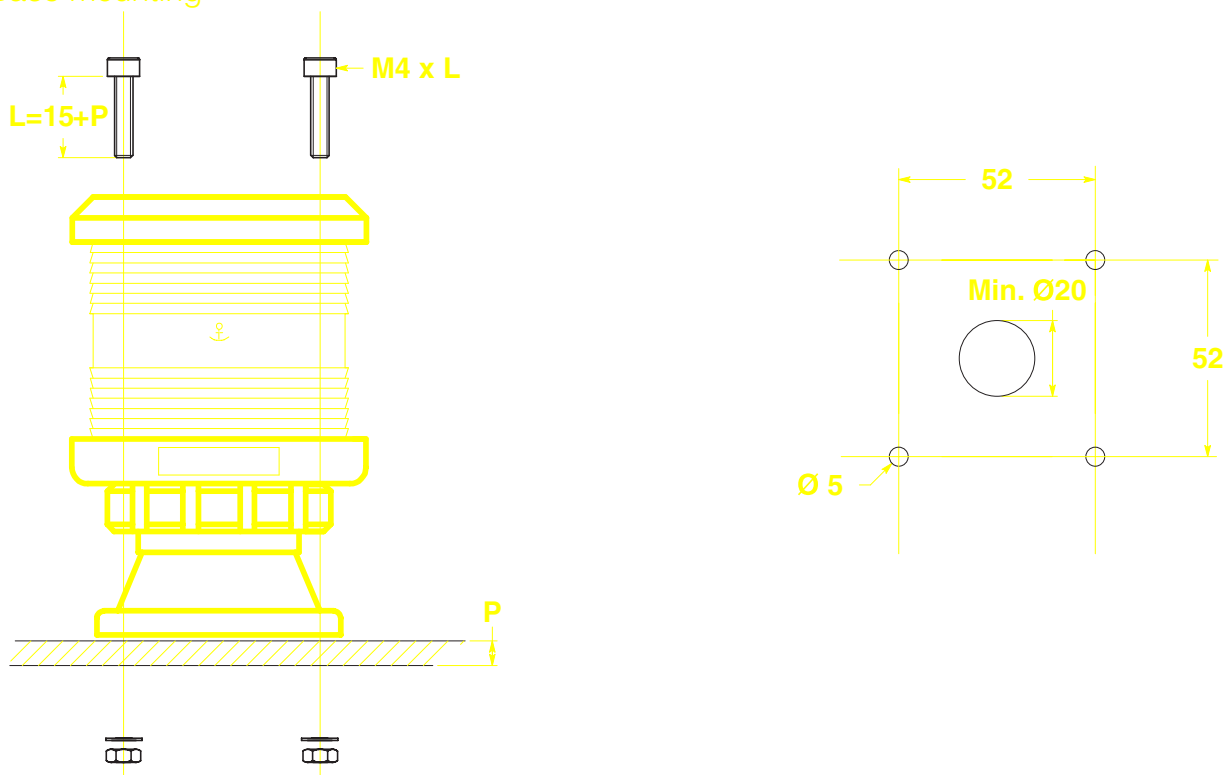
Diagram for choosing the minimum distance between obstacle and mounting plate.

Disclaimer:

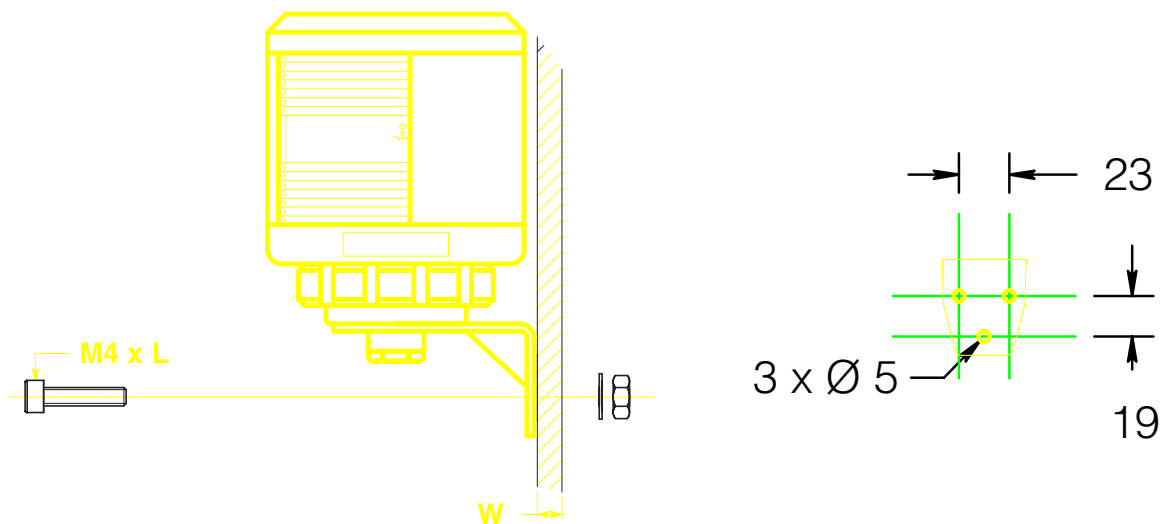
This is an illustration to indicate the position of the all-round light so not to be obscured by mast, topmasts or structures within the angular sector of more than 6 degrees. By no means may this image be used to determine the position of the all-round lights on the vessel. For positioning the lights on the vessel always check for compliance with COLREG 72 or local rules.

MOUNTING INSTRUCTIONS

Base mounting



Side mounting



Remarks:

- The mounting plate for navigation lights should be at least 3 mm
- The permissible torque should be 1,5 Nm
- Use only A4-grade stainless steel fasteners

All dimensions in mm.

Important

Do not paint or use any other chemical for the lanterns, clean only with fresh water.

