

**SP**  **CONNECT**

SP Connect is a registered trademark © 2017 SP United / PATENT PENDING SYSTEM / All rights reserved  
FR: SP Connect est une marque déposée © 2017 SP United / système avec brevet en instance / Tous droits réservés  
ES: SP Connect es una marca registrada © 2017 SP United / sistema con patentes pendientes / Todos los derechos reservados

**SP**<sup>TM</sup>  
GADGETS


# MOTO MOUNT PRO

Mounting instructions  
Instructions de montage  
Instrucciones de montaje

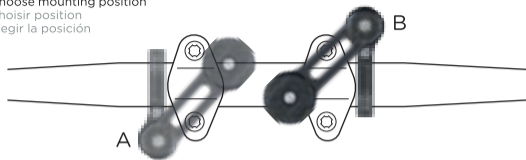


EN  
FR  
ES

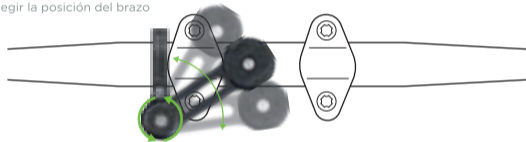
Choose diameter  
Choisissez le diamètre  
Elige el diámetro



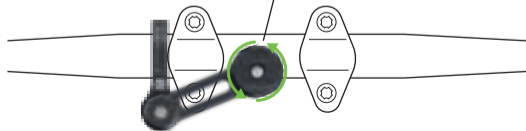
1. Choose mounting position  
Choisir position  
Elegir la posición



2. Choose arm position  
Choisir la position du bras  
Elegir la posición del brazo



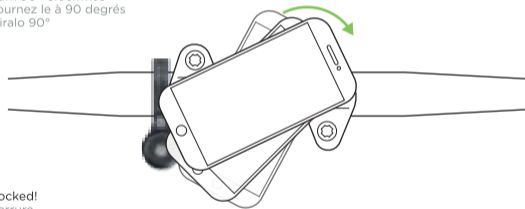
3. Adjust Micro Rail Head  
Ajuster la tête  
Ajustar la cabeza



4. Place Phone  
Placez le téléphone  
Coloque el teléfono



5. Turn 90° Clockwise  
Tournez le à 90 degrés  
Giralo 90°



6. Locked!  
Serrure  
Bloquear

