

Installation steps



1. Wipe and dry the wall surface



2. Peel off the tape and stick it to the wall



3. Put the holder on, tighten the top cover clockwise




4. Available after 24 hours

Only for Smooth Surface



VITROLITE



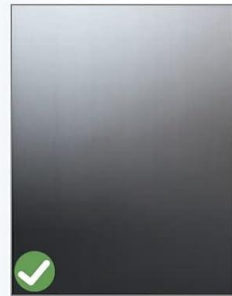
SMOOTH MARBLE



SOLID WOOD WALL



SMOOTH GLASS




SMOOTH METAL



CONVEX CERAMIC TILE



GROUND GLASS



CONVEX METAL



SPRAY WALL



CONCAVE CONVEX WALL