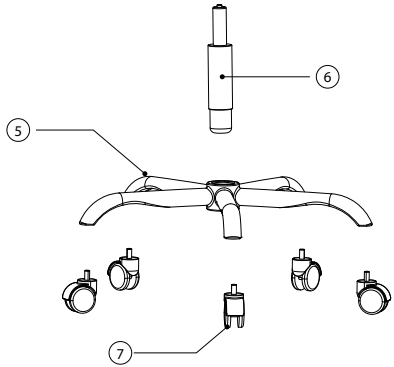
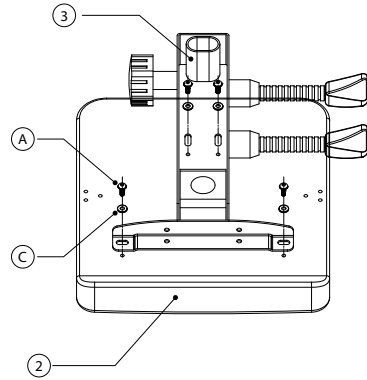


ASSEMBLY INSTRUCTION

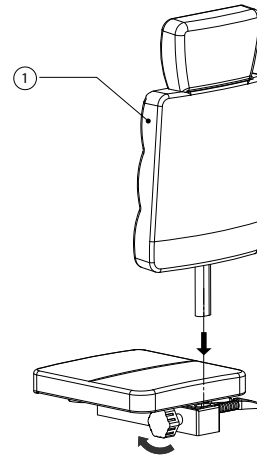
Remove all items from the carton. Verify all pieces before assembly.



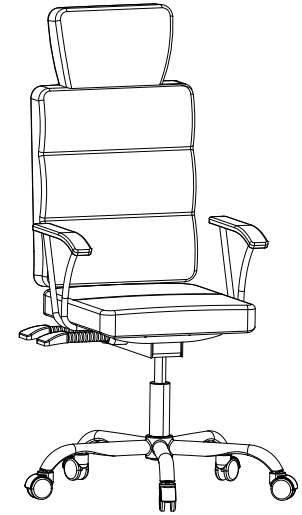
STEP 1



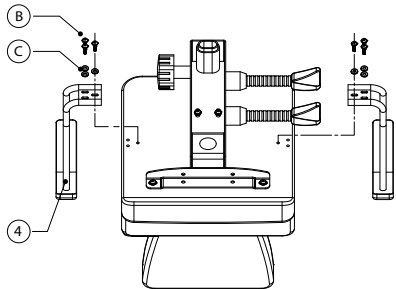
STEP 2



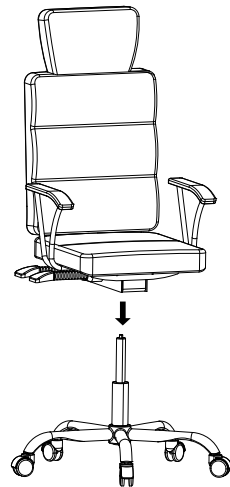
STEP 3



FINISH

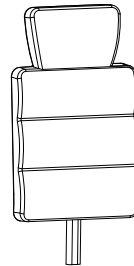


STEP 4

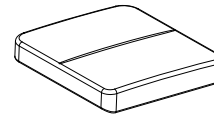


STEP 5

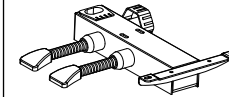
① Back



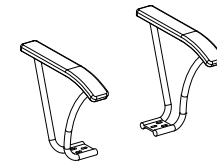
② Seat



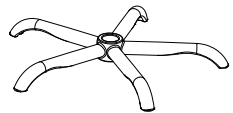
③ Mechanism



④ Armrest



⑤ Base



⑥ Gas Lift

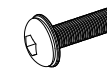


⑦ Casters x5

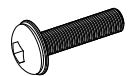


Accessories & Tools

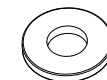
Ⓐ M6*20mm - x4



Ⓑ M6*25mm - x6



Ⓒ - x10



Ⓓ M6 - x1

