

## 1. Package Contents

Check the contents of your package for the following parts:



Gigabit Ethernet Switch x 1      5V DC 1A Power Adapter x 1      User's Manual x 1

If any of these are missing or damaged, please contact your dealer immediately; if possible, retain the carton including the original packing material, and use them again to repack the product in case there is a need to return it to us for repair.

## Hardware

- Made from Metal, Desktop Size and Wall-mount design
- LED indicators for system power, per port 1000 & Link / Act
- 5V DC, 1A external power adapter
- FCC, CE Class B compliant

## 4. LED Indicators

### ■ System

LED	Color	Function	
PWR	Green	Light	Indicates that the Switch is powered ON
		OFF	Indicates that the Switch is powered OFF

### ■ Per 10/100/1000Mbps port

LED	Color	Function	
1000	Green	Light	Indicates that the port is operating at 1000Mbps.
		OFF	Indicates that the port is operating at 10Mbps or 100Mbps.
Link/ACT	Green	Light	Indicates the link through that port is successfully established at 10/100/1000Mbps.
		Blink	Indicates the Switch is actively sending or receiving data over that port.



Power Notice

1. The device is a power-required device, meaning it will not work till it is powered. If your networks should be active all the time, please consider using UPS (Uninterrupted Power Supply) for your device. It will prevent you from network data loss or network downtime.
2. In some area, installing a surge suppression device may also help to protect your Switch from being damaged by unregulated surge or current to the Switch or the power adapter.

## 2. Product Features

### RJ-45 Interface

- 5/8 10/100/1000Mbps Gigabit Ethernet ports
- Complies with IEEE 802.3, 10Base-T, IEEE 802.3u 100Base-TX, IEEE 802.3ab 1000Base-T
- Supports Auto MDI/MDI-X function

### Switching

- Hardware based 10/100Mbps, Half / Full Duplex and 1000Mbps Full Duplex mode, Flow Control and Auto-negotiation
- Features Store-and-Forward mode with wire-speed filtering and forwarding rates
- IEEE 802.3x flow control for Full Duplex operation and backpressure for Half Duplex operation
- Integrated address look-up engine, supporting 2K / 8K absolute MAC addresses (GSD-503 / GSD-803)
- 9K Jumbo packet size
- Power Saving ability for Green networking
- Automatic Address Learning and Address Aging
- Supports CSMA/CD protocol

## 3. Switch Front Panel

Figures 3-1 and 3-2 show the front panel of GSD-503 and GSD-803, respectively.



Figure 3-1: GSD-503 Front Panel



Figure 3-2: GSD-803 Front Panel

## 5. Switch Rear Panel

Figures 5-1 and 5-2 show the rear panel of GSD-503 and GSD-803, respectively.

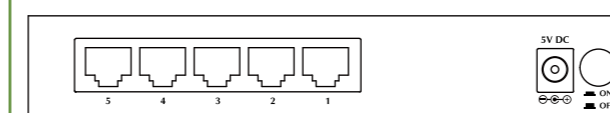


Figure 5-1: GSD-503 Rear Panel

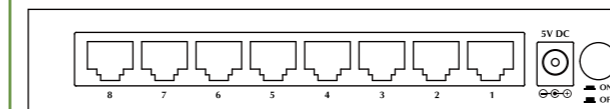


Figure 5-2: GSD-803 Rear Panel

## 6. Installing the Switch

This part describes how to install your Gigabit Ethernet Switch and make connections to it. Please read the following topics and perform the procedures in the order being presented.



Note

This Switch does not need software configuration.

### ■ Desktop Installation

To install the Switch on desktop, simply follow the following steps:

- Step 1:** Place the Switch on the desk near a power source.
- Step 2:** Keep some ventilation space between the Switch and the surrounding objects.



Note

When choosing a location, please keep in mind the environmental restrictions discussed in Chapter 7 under Product Specifications.

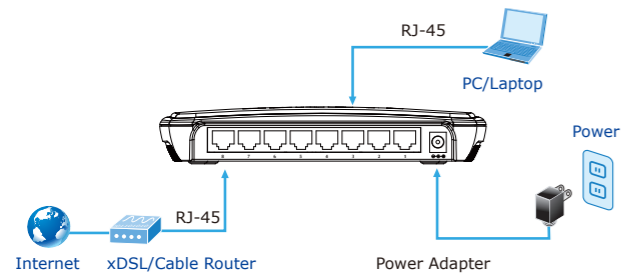
**Step 3:** Connect your Switch to network devices.

- A. Connect one end of a standard network cable to the 10/100/1000 RJ-45 ports on the rear panel of the Switch.
- B. Connect the other end of the cable to the network devices such as printer servers, workstations or routers, etc.

**Step 4:** Supply power to the Switch.

- A. Connect one end of the power cable to the Switch.
- B. Connect the 5V DC power adapter to a standard wall outlet.

When the Switch receives power, the Power LED should remain solid Green.



Throughput (packet per second)	7.44Mpps	11.9Mpps
Jumbo packet size	9K	
Standards Conformance		
Standards Compliance	IEEE 802.3 (Ethernet) IEEE 802.3u (Fast Ethernet) IEEE 802.3ab (Gigabit Ethernet) IEEE 802.3x (Full-duplex Flow Control) IEEE 802.3az Energy Efficient Ethernet (EEE)	
Regulation Compliance	FCC Part 15 Class B, CE	
Environments		
Temperature	Operating: 0~50 degrees C Storage: -10~70 degrees C	
Humidity	Operating: 5% to 95%, Storage: 5% to 95% (non-condensing)	

**Home/SOHO Switch**  
GSD-503 / GSD-803

[www.PLANET.com.tw](http://www.PLANET.com.tw)

**5/8-Port Gigabit Ethernet Switch**



**PLANET Technology Corp.**

2021-A33130-007



**Energy Saving Note of the Device**

This power required device does not support Standby mode operation. For energy saving, please remove the DC-plug or push the hardware Power Switch to OFF position to disconnect the device from the power circuit.

Without removing the DC-plug from or switching off the device, the device will still consume power from the power source. In view of Saving the Energy and reducing the unnecessary power consumption, it is strongly suggested to power off or to remove the DC-plug from the device if this device is not intended to be active.



**7. Product Specifications**

Product	GSD-503	GSD-803
Hardware Specifications		
Hardware Version	7	6
10/100/1000Base-T Ports	5 Auto MDI/MDIX ports	8 Auto MDI/MDIX ports
LED Display	One for Power, Two for 1000 & Link / Act per port	
Enclosure	Metal	
Dimensions (W x D x H)	155 x 86 x 26mm	
Weight (g)	317g	348g
Power Requirements (External power adapter)	5V DC, 1A	
Power Consumption (100M Full operation)	3.3 watts / 11 BTU	4.9 watts / 16 BTU
Switch Specifications		
Switch Processing Scheme	Store-and-Forward	
Address Table	2K	8K
Flow Control	Back Pressure Half Duplex, IEEE 802.3x Pause Frame Full Duplex	
Switch Fabric	10Gbps	16Gbps

**8. Customer Support**

Thank you for purchasing PLANET products. You can browse our online FAQ resource on PLANET Website first to check if it could solve your issue. If you need more support information, please contact PLANET switch support team.

PLANET online FAQ : <http://www.planet.com.tw/en/support/faq.php?type=1>

Switch support team mail address : [support\\_switch@planet.com.tw](mailto:support_switch@planet.com.tw)

Copyright © PLANET Technology Corp. 2014.  
Contents are subject to revision without prior notice.  
PLANET is a registered trademark of PLANET Technology Corp. All other trademarks belong to their respective owners.



**EC Declaration of Conformity**

For the following equipment:

\*Type of Product: 5/8-Port 10/100/1000Mbps Gigabit Ethernet Switch, metal  
\*Model Number: GSD-503, GSD-803

\* Produced by:  
Manufacturer's Name : Planet Technology Corp.  
Manufacturer's Address: 10F., No.96, Minquan Rd., Xindian Dist., New Taipei City 231, Taiwan (R.O.C.)

is herewith confirmed to comply with the requirements set out in the Council Directive on the Approximation of the Laws of the Member States relating to Electromagnetic Compatibility Directive on (2004/108/EC).

For the evaluation regarding the EMC, the following standards were applied:

EN 55022  
EN 61000-3-2  
EN 61000-3-3  
EN 55024

(2010+AC: 2011)  
(2006+A1:2009+A2:2009)  
(2008)  
(2010)

Responsible for marking this declaration if the:

Manufacturer  Authorized representative established within the EU

Authorized representative established within the EU (if applicable):

Company Name: Planet Technology Corp.

Company Address: 10F., No.96, Minquan Rd., Xindian Dist., New Taipei City 231, Taiwan (R.O.C.)

Person responsible for making this declaration

Name, Surname: Kent Kang

Position / Title: Product Manager

Taiwan  
Place

30 April 2014  
Date

*Kent Kang*  
Legal Signature

**PLANET TECHNOLOGY CORPORATION**

e-mail: [sales@planet.com.tw](mailto:sales@planet.com.tw) <http://www.planet.com.tw>  
10F., No.96, Minquan Rd., Xindian Dist., New Taipei City, Taiwan, R.O.C. Tel:886-2-2219-9518 Fax:886-2-2219-9528