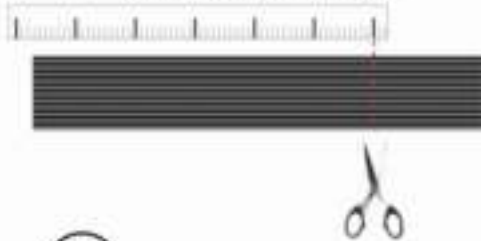



- 1** measure and cut collectors to desired installation size




- 2** prepare collectors for installation




- 3** connect collectors in desired dimensions



 make plugs wet with water for easy connection to the collector-ends or use terpentine for fast connection

- 4** close system at tube ends and connect to swimming pool installation



- 5** for permanent installation, fix system to underlying surface

a) use heavy tiles on shallow surfaces or when screws can not be used.



b) fix with screws to bottom surface, or lift rooftiles and fix screws to wood construction.

