

水陆两用喷水球产品外形介绍

INTRODUCTION TO THE OUTLINE OF AMPHIBIOUS WATER SPRAY BALL



电动滑行底座 (不可浸水)
Electric sliding base
(not immersed in water)



喷水球
Water spray ball




组合形态 (不可浸水)
Combination form
(No water immersion)

使用与操作说明 / USING INTRODUCTION



1、底座万向轮外罩拿掉，底座即可360°滑动。注意：底座螺丝拧开，放入3个5号电池，OFF档开关是按压式开关，ON档全自动开关。

(Remove the outer cover of the universal wheel of the base, and the base can slide 360°. Note: The base screw is unscrewed and 3 AA batteries are put in. The OFF switch is a pushswitch and the ON switch is a fully automatic switch.)



2、使用适宜螺丝刀打开底部电池槽，放入3个7号电池。注意：拧开螺丝的时候稍微按紧螺丝头，防止螺丝头滑牙变形。安装好电池后要拧紧螺丝，防止渗水损坏喷水球。

(Open the bottom battery tank with a suitable screwdriver and put in 3 AAA batteries. Note: When unscrewing the screw, press the screw head slightly to prevent the sliding.)




3、喷水口：底部与水面接触后，自动吸水，顶部喷水。

(Water spray port: After the bottom is in contact with the water surface, it will automatically absorb water and spray water at the top.)




4、按压式触碰开关：喷水球放入底座触动开关，底座即可滑动行走。

(Press touch switch: Place the water spray ball into the base to touch the switch, and the base can slide and walk.)



5、自动型接触开关：底部与水面接触自动启动水泵。

(Automatic contact switch: The bottom contacts with the water surface to automatically start the water pump.)



6、喷水球放到水面上，喷水球会自动喷水，把喷水球抛入水中，喷水球会自动浮出水面喷水。

(The water spray ball should be placed on the water, it will automatically absorb water and spray water at the top. Drop a water spray ball into the water, and the water spray ball will automatically surface to spray.)

警告 / WARNING

1、请在成人监护下使用本产品，防止儿童追赶产品，致使儿童滑倒。喷水球底部螺丝请拧紧，防止放在水中的时候渗水，浸泡到电池，造成污染。(Please use this product under the supervision of adults to prevent children from catching up with the product and slipping. Please tighten the screws at the bottom of the water spray ball to prevent water seepage and soaking into the battery when placed in water, causing pollution.)

2、为了保证产品质量，使用后把喷水球擦干，把电池后盖拆出，放在通风的地方晾干，长期浸泡在潮湿的环境里容易氧化，生锈，造成接触不良(不通电)。(In order to ensure the product quality, dry the water spray ball after use, remove the back cover of the battery and dry it in a ventilated place. Long-term soaking in humid environment is easy to oxidize and rust, resulting in poor contact (no electricity).)

3、使用产品时，请确保电池电量充足，才能使产品正常运作。(When using the product, please ensure that the battery is sufficient to make the product operate normally.)