



LED TV strip



User manual / Gebruiksaanwijzing
Handbuch / Manuel d'utilisation

16 MILLION
COLORS

2 year
warranty



IP65

Index

English	3
Nederlands	12
Deutsch	21
Français	30

Table of contents

Product feature	4
Product parameter	4
Product dimension	4
What's in the package	5
Installation diagram	6
Add device	6
Group control	8
Controller box	9
Remote control	10

Product feature

Bluetooth version: mesh 5.0

Connection range: max. 15 meters

Group control: connect up to 200 devices at the same time.

Product parameter

Voltage: DC 5V

Max current: 3A

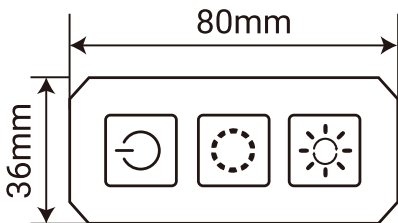
Max power: 15W

Humidity: 80% RH


Working environment: indoor

working temperature: -20°C - 45°C (-4°F - 113°F)


Product dimension



What's in the package



strip light & controller



24 key remote

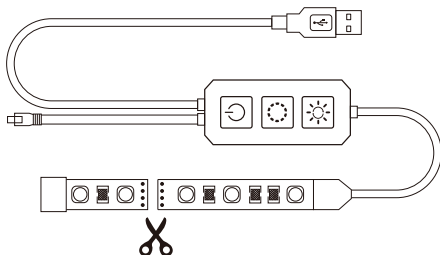


manual



3M adhesive tape

Installation diagram




Add device

(1) Download: Lideka Home app



(2) Add device:

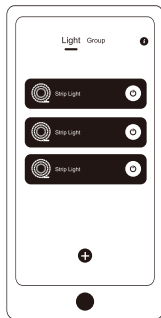
- Switch on the LED strip and open the Lideka Home app
- Make sure GPS and Bluetooth are turned on
- Press "+" to add



Touch '+'



Search device




Device found

Group control

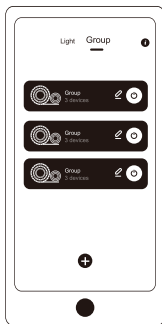
EN



Touch '+'



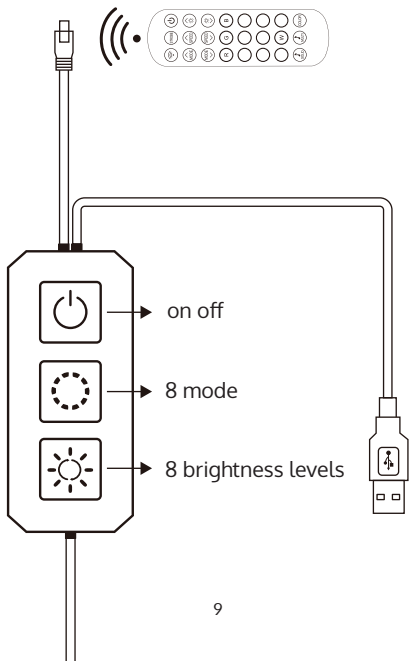
Search device



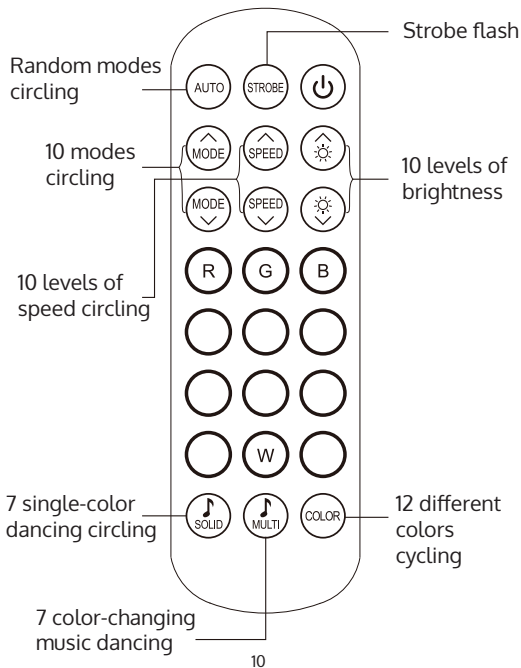
Name group

Controller box

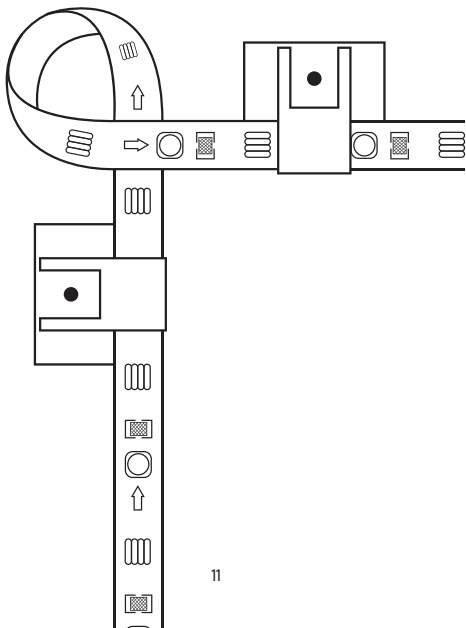
IR signal



Remote control



For corner setup bend the strip and reinforce via clips; (NOTICE: avoid bending on LED beads.)



Inhoudsopgave

Producteigenschap	13
Productparameter	13
Product dimensie	13
Wat zit er in de verpakking	14
Installatie diagram	15
Voeg toestel toe	15
Groeps gebruik	17
Controller box	18
Afstandsbediening	19

Producteigenschap

Bluetooth-versie: mesh 5.0

Aansluitbereik: max. 15 meter

Groepscontrole: sluit maximaal 200 apparaten tegelijk aan

Productparameter

Spanning: DC 5V

Max stroom: 3A

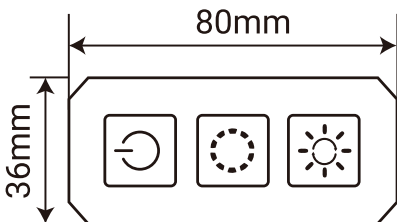
Max vermogen: 15W

Vochtigheid: 80% RV

Werkomgeving: binnen


werktemperatuur: -20°C - 45°C (-4°F - 113°F)

Productafmetingen




Wat zit er in de verpakking?

NI



strip licht & controller



24 sleutel
afstandsbediening

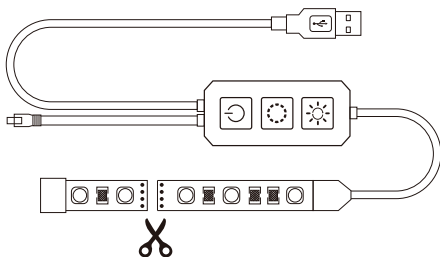


handleiding



3M plakband

Installatieschema




Voeg toestel toe

(1) Download: Lideka Home app



(2) Add device:

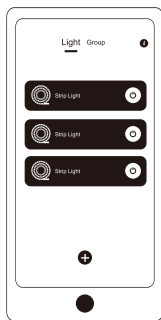
- Zet de Led-strip aan en open de Lideka Home app
- Zorg dat gps en bluetooth ingeschakeld is
- Druk op '+' om toe te voegen



Druk '+'




Zoek apparaat




Device found

Group control

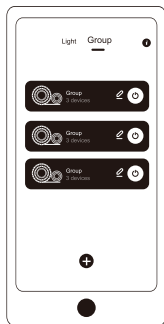
NL



Druk '+'



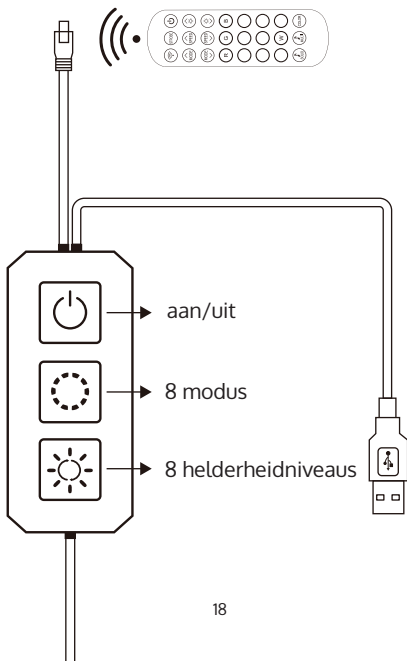
Zoek apparaat



Groep naam

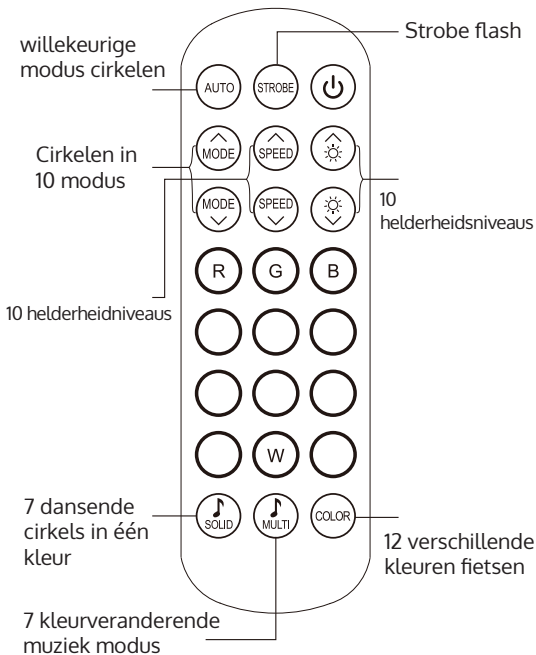
Controller box

IR signal

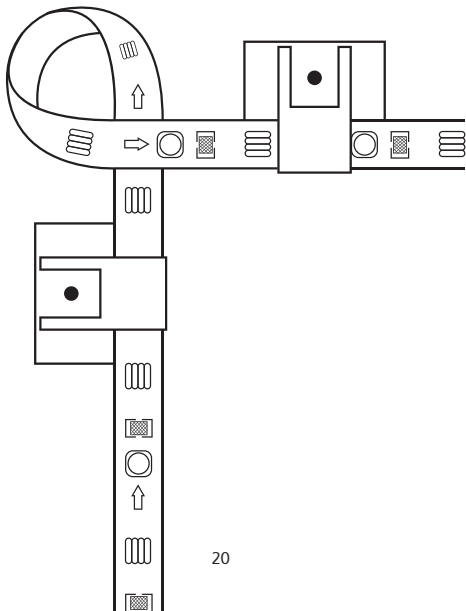


Afstandsbediening

NL



Voor een hoekopstelling, buig de strip zoals hieronder weergegeven, en versterk de strip met de bijgeleverde klipjes. (WAARSCHUWING: Vermijd het buigen op Led-kralen)



Inhaltsverzeichnis

Produkteigenschaften	22
Produktparameter	22
Produktabmessung	22
Was gehört zum Lieferumfang	23
Installationsplan	24
Gerät hinzufügen	24
Gruppensteuerung	26
Steuerbox	27
Fernbedienung	28

Produkteigenschaften

Bluetooth-Version: Mesh 5.0

Übertragungreichweite: max. 15 Meter

Gruppensteuerung: max. 200 Geräte auf einmal anschließen

Produktparameter

Voltzahl: DC 5 V

Maximale Stromstärke: 3 A

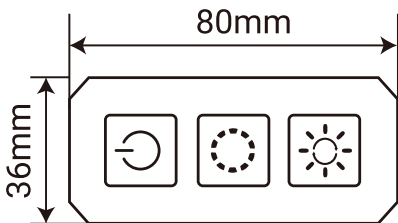
Maximale Leistung: 15 W

Luftfeuchtigkeit: 80% RH

Arbeitsumgebung: Innenraum


Betriebstemperatur: -20°C - 45°C (-4°F - 113°F)

Produktabmessung




Was gehört zum Lieferumfang

DE




Lichtleiste & Controller



24-Tasten
Fernsteuerung

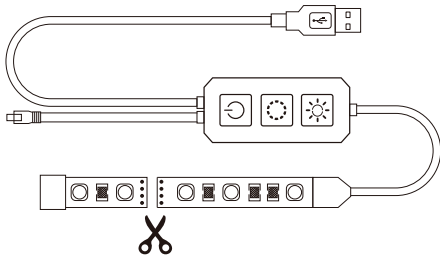


Handbuch



3M-Klebeband

Installationsschema




Gerät hinzufügen

(1) Download: Lideka Home app



(2) Gerät hinzufügen:

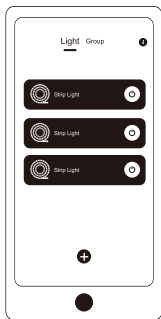
- Schalten Sie die LED-Leiste ein und öffnen Sie die Lideka Home App
- Stellen Sie sicher, dass GPS und Bluetooth eingeschaltet sind
- Drücken Sie „+“ zum Hinzufügen



Touch '+'



Search device




Device found

Gruppensteuerung

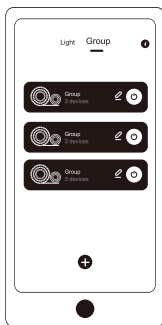
DE



Berühren Sie '+'



Geräte suchen

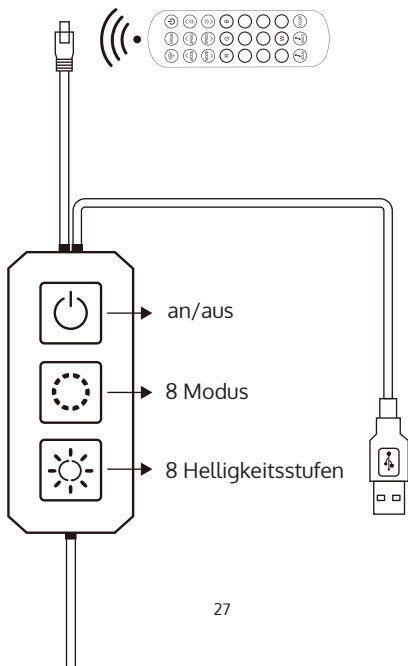


Namensgruppe

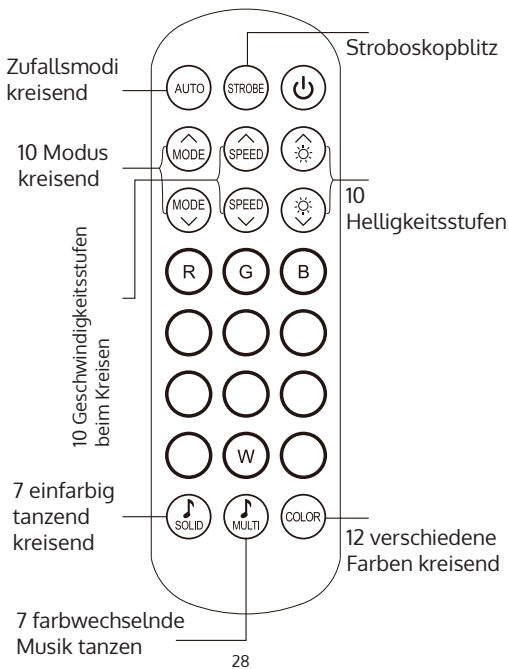
Steuerbox

DE

IR signal



Fernbedienung



Bei Eckaufstellung den Streifen biegen und mit Clips verstärken; (HINWEIS: LED-Perlen biegen vermeiden)

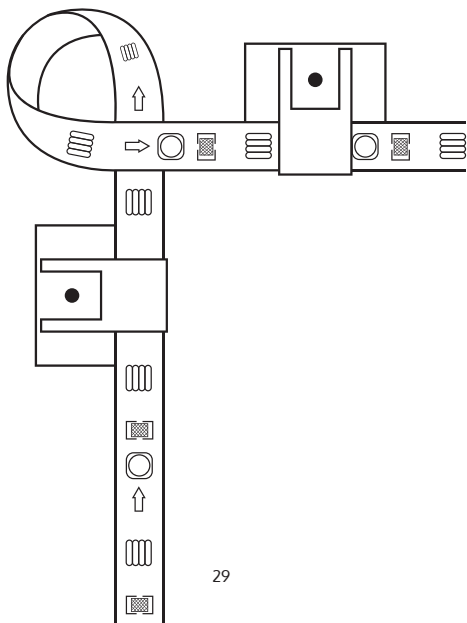


Table des matières

Caractéristiques du produit	31
Paramètre du produit	31
Dimension du produit	31
Contenu de la boîte	32
Schéma d'installation	33
Ajouter un périphérique	33
Utilisation en mode groupe	35
Boîtier de commande	36
Télécommande	37

Caractéristiques du produit

Version Bluetooth : bande 5.0

Portée de connexion : jusqu'à 15 mètres

Commande centralisée : connectez jusqu'à 200 appareils en même temps

Paramètres du produit

Tension : DC 5V

Intensité maximale : 3A

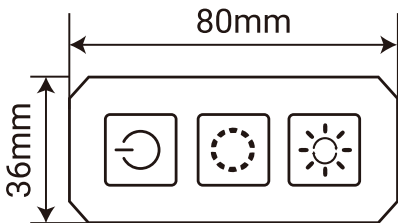
Puissance maximale : 15W

Taux d'humidité : 80% HR


Environnement de travail : intérieur

Température de fonctionnement : -20°C - 45°C
(-4°F - 113°F)


Dimension du produit



Contenu du paquet



Bande lumineuse et télécommande



24 touches de
télécommande

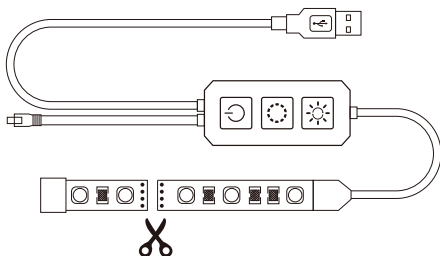


manuel



Ruban adhésif 3M

Schéma d'installation




Ajouter un périphérique

(1) Télécharger : appli Lideka Home



(2) Ajouter un périphérique:

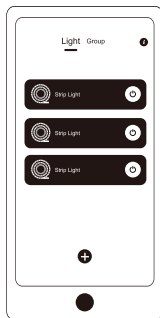
- Allumez la bande LED et ouvrez l'application Lideka Home
- Assurez-vous que le système GPS et le Bluetooth sont activés
- Appuyez sur « + » pour ajouter



Appuyez sur « + »




Dispositif de
recherche



Device found

Utilisation en mode groupe

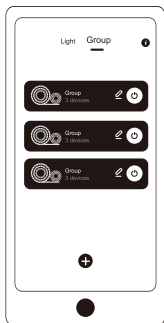
FR



Appuyez sur « + »



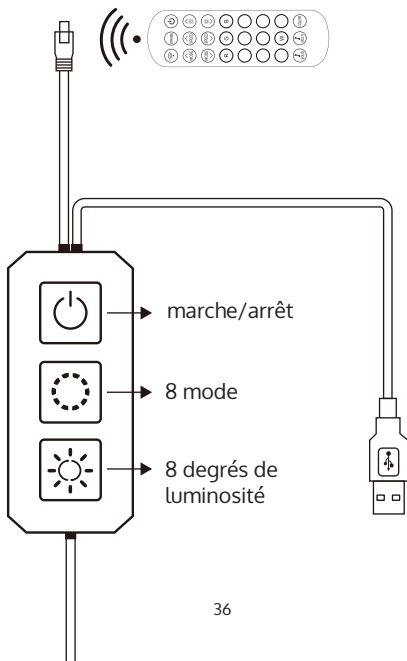
Dispositif de recherche



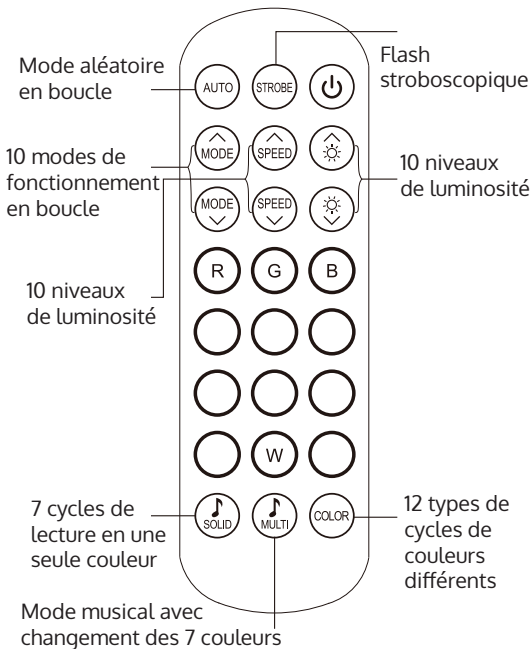
Namensgruppe

Boîtier de commande

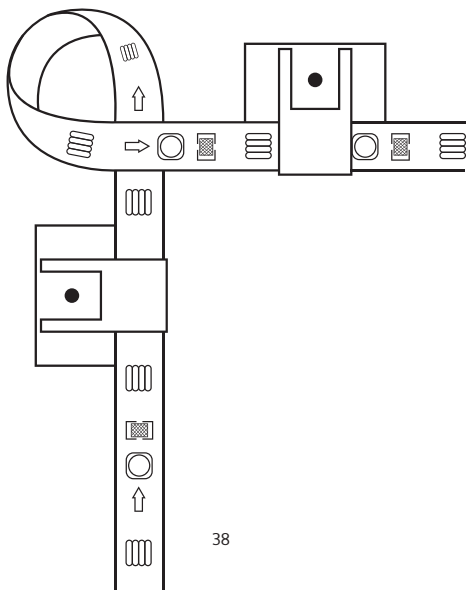
IR signal



Télécommande



Pour une installation en angle, pliez la bande comme indiqué ci-dessous, et renforcez-la à l'aide des crochets prévus à cet effet (ATTENTION : éviter de tordre les Leds).





SOFT RAYS
OF LIGHT



ENVIRONMENTALLY
FRIENDLY



LOW
NOISE



LOW
HEAT



ENERGY
SAVING



ULTRA VIOLET
RADIATION

LED TV strip



LIDEKA
— LED —