

SLA

MOTORCYCLE BATTERIES

ABSORBENT GLASS MAT TECHNOLOGY
ADVANCED STARTING POWER.
EXCELLENT VIBRATION RESISTANCE. READY TO USE!


Landport SLA is a starter battery with Absorbent Glass Mat technology which features advanced cranking performance and excellent vibration resistance. This lead-acid battery is already factory activated (filled and charged) and therefore ready to use! It is 100% maintenance free, completely sealed, spill-proof and leak-proof which makes this battery ultra-safe. Ideal for motorcycles and powersport vehicles on rough terrain and in all weather conditions such as all-terrain vehicles, jet-skis and snowmobiles. Available in a range of 12V batteries from 2.3Ah to 30Ah.



FEATURES

- ABSORBENT GLASS MAT TECHNOLOGY
- ADVANCED STARTING POWER
- EXCELLENT VIBRATION RESISTANCE
- 100% MAINTENANCE FREE
- FACTORY ACTIVATED, READY TO USE!





































OFFICIAL DISTRIBUTOR



power on command



MODELS AND SPECIFICATIONS

Model	Article number	Voltage (V)	Capacity Ah (10hr)	CCA A (EN)	Length (mm)	Width (mm)	Height (mm)	Total height (mm)	Layout	Terminal
YT4B-5	MB YT4B-5	12	2,3	40	113	38	86	86		
SLA12-4S	MB SLA 12-4S	12	5	50	113	70	85	85		
YB5L-B (S)	MB YB5L-B (S)	12	5	-	119	59	130	130		
YTZ7-S	MB YTZ7-S	12	6	100	113	70	105	105		
YTX7A-4	MB YTX7A-4	12	6	105	150	87	93	93		
YT7B-4	MB YT7B-4	12	6,5	110	150	66	93	93		
YTZ8V	MB YTZ8V	12	7	120	113	70	130	130		
YT9B-4	MB YT9B-4	12	8	115	150	70	105	105		
YTX9-4	MB YTX9-4	12	8	110	150	87	105	105		
YTZ10-S	MB YTZ10-S	12	8,6	150	150	88	93	93		
YT12B-4	MB YT12B-4	12	10	150	150	70	130	130		
YTX12-4	MB YTX12-4	12	10	150	150	87	130	130		
YTZ12-S	MB YTZ12-S	12	11	190	150	88	110	110		
YTZ14-S	MB YTZ14-S	12	11,2	200	150	88	110	110		
YT14B-4	MB YT14B-4	12	12	190	150	70	145	145		
YTX14-4	MB YTX14-4	12	12	190	150	87	145	145		
YB16CL-B (S)	MB YB16CL-B (S)	12	19	-	175	100	175	175		
SLA12-22	MB SLA 12-22	12	22	230	181	76	167	167		
YTX30L	MB YTX30L	12	30	385	166	126	173	173	