

17 / 20 / 21 KEYS KALIMBA

Manufactured by *Woodley*

Woodley



KALIMBA instructions

The most interesting portable musical instrument.

Thank you

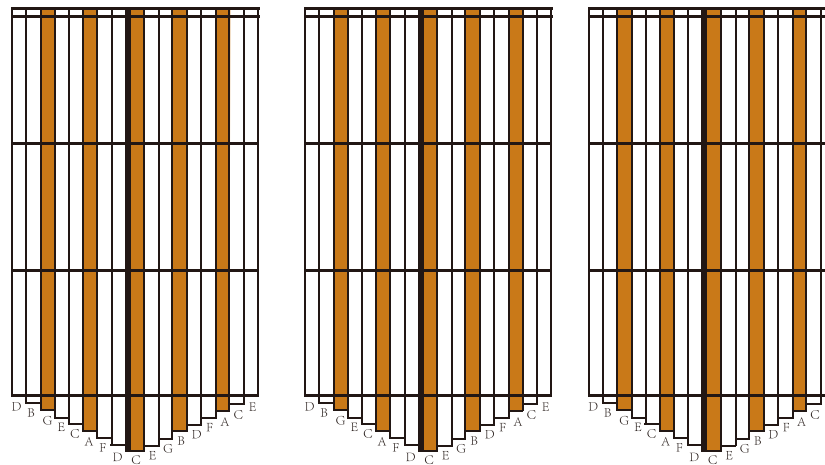
for buying the KALIMBA
Now, let's get to know the KALIMBA



01

Music practice

Notes

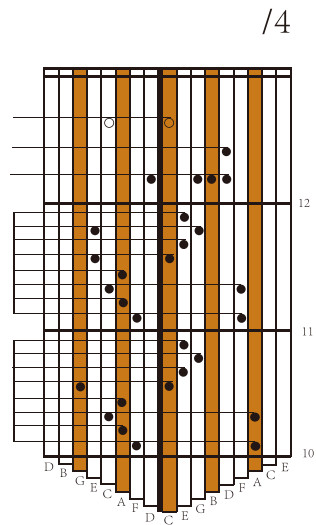
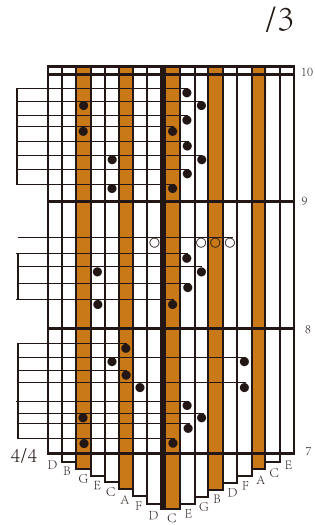


30

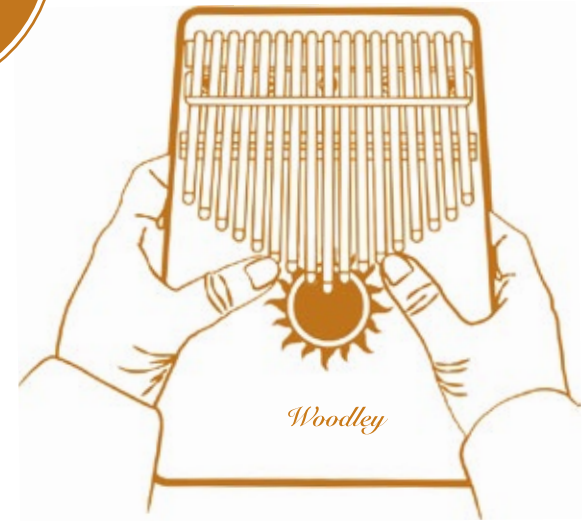
Little star

<Playing>

17 keys



Hold the KALIMBA in your hands, flick back and forth with your thumbs.

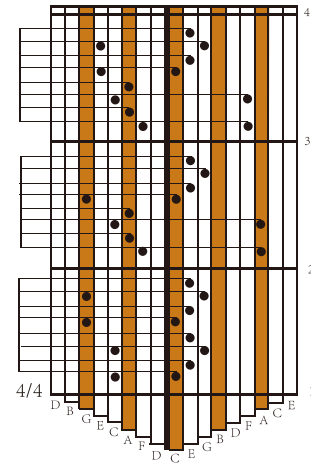


Little star

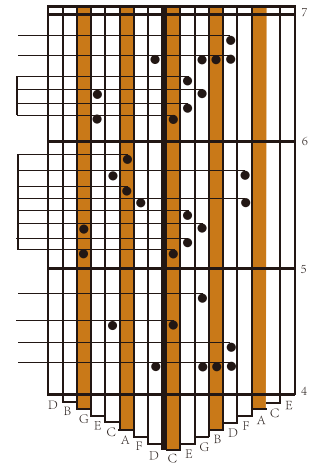
<Playing>

17 keys

/1



/2



Maintenance

When you aren't playing KALIMBA, put it into the bag and box.

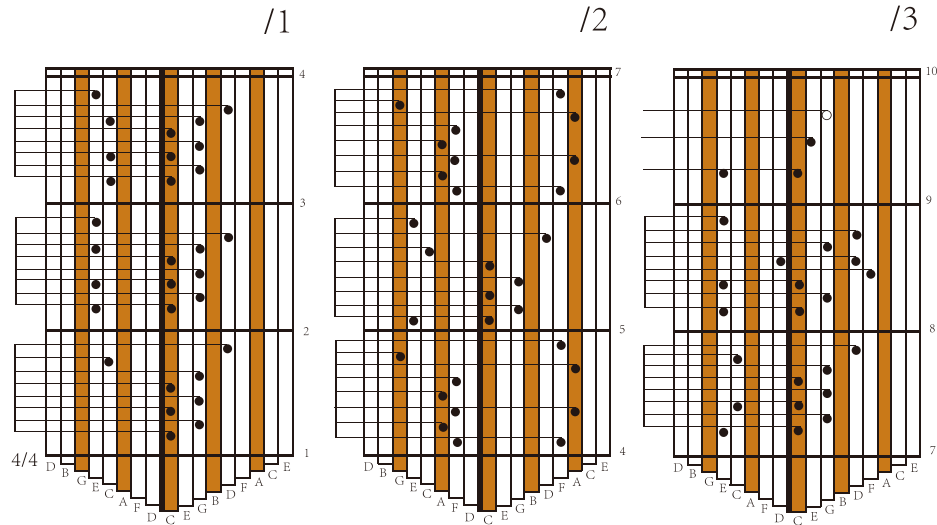
Keep your KALIMBA into the 30-60 relative humidity environment.

The resonance will be effected if the KALIMBA gets damp.

You are my sunshine

<Playing>

17 keys



Introduction

Keys:

- 17 keys
- 20 keys
- 21 keys

Material of the body:

- Mahogany
- Ash
- Beech
- Zebra
- Acacia
- Walnut

Tone:

- C major

Material of the keys:

- Metal

KALIMBA (thumb piano) is tuned and tested well before shipment. It adopts to the international standard C tone and uses double-screw keys to strengthen the stability. The solid wood body makes more sufficient resonance, warmer timbres, and a longer lasting sound.

Product size

Unit: cm

17 keys:



05

Accessories

- //// Specification
- //// Flannelette bag
- //// Tuning tool
- //// Wiping cloth
- //// Label sticker

Little star

<Playing & singing >

C C F C F C G C
Twinkle twinkle little star how I wonder what you are
C F C G C F C G
Up above the world so high like a diamond in the sky
C C F C F C G C
Twinkle twinkle little star how I wonder what you are

Chord/ rhythmic (refer to the tone scale tuning comparison)

C=1353 F=4616 G=5727

26

You are my sunshine

<Playing & singing >

 C C
You are my sunshine my only sunshine

 F C
You make me happy when the skies are gray

 F C
You'll never know dear how much I love you

 C G C
Please don't take my sunshine away

Chord/ rhythmic (refer to the tone scale tuning comparison)

C=1353 F=4616 G=5727

Contents

The basics

01

- Product structure: 17/20/21 keys
- Way of tuning
- Fixing buzz sounds
- Tuning
- Phonetic symbol tuning software
- Tone scale tuning: 17/20/21 keys
- Skills

KALIMBA tablature

02

Single-tone practice

03

Playing/ singing

04

1



The basics

07

4



Playing/ singing

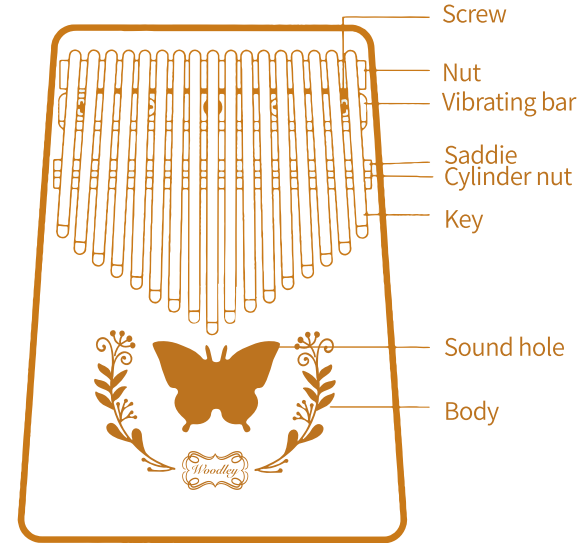
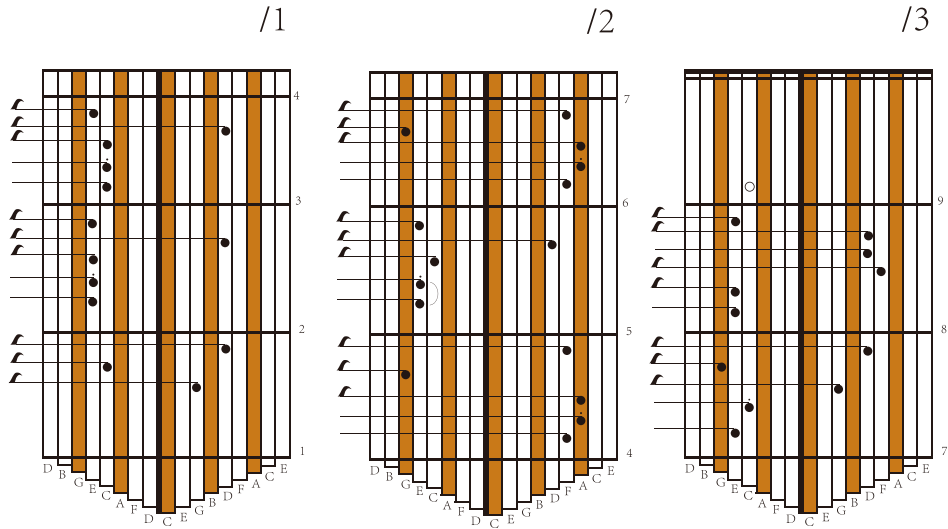
24

You are my sunshine

Single-tone practice
17 keys

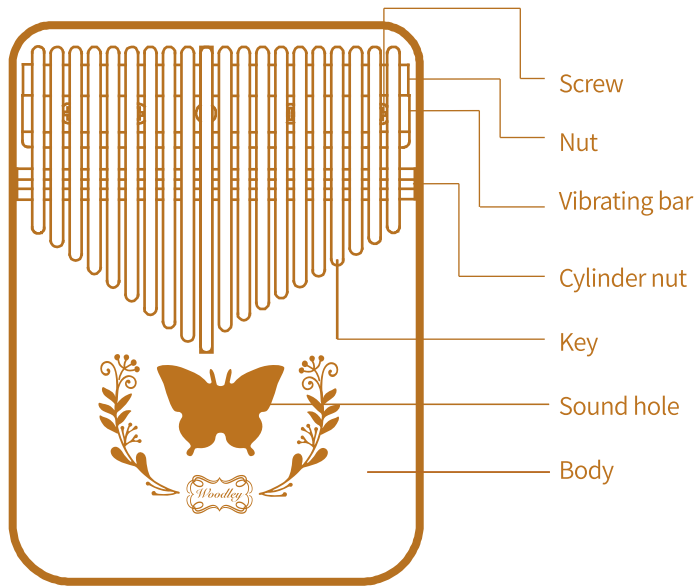
Product structure

17
keys



20
keys

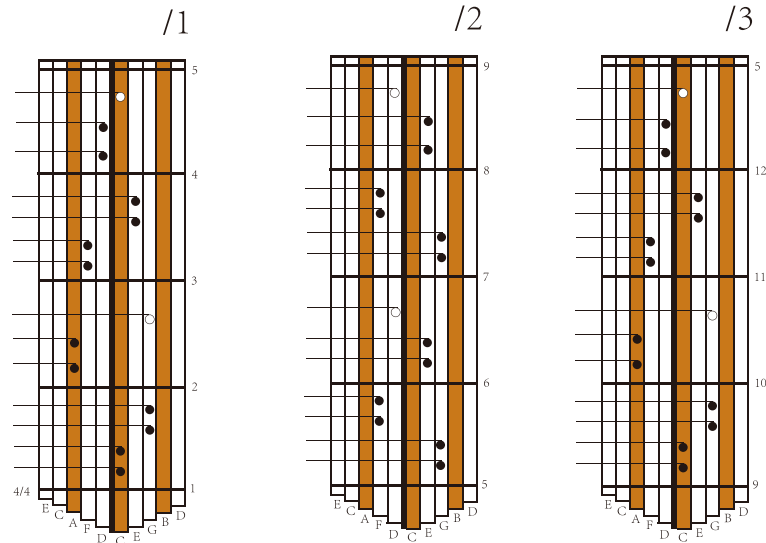
Product structure



09

Single-tone practice
17 keys

Little star



22

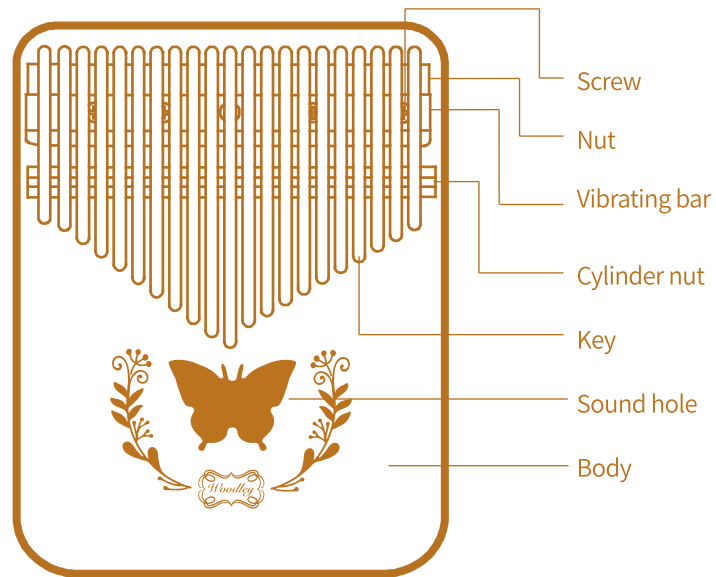
3



Single-tone practice

Product structure

21
keys



Way of tuning



Adjust direction for a lower pitch



Adjust direction for a higher pitch

KALIMBA tablature

KTAB score is a universal method for the KALIMBA. It is played by the corresponding position on the key with staff notes.


KTAB score, the reading direction: from the bottom to the top.

Quarter note 

When the quarter note appears, play one note in one beat.

Eighth note 

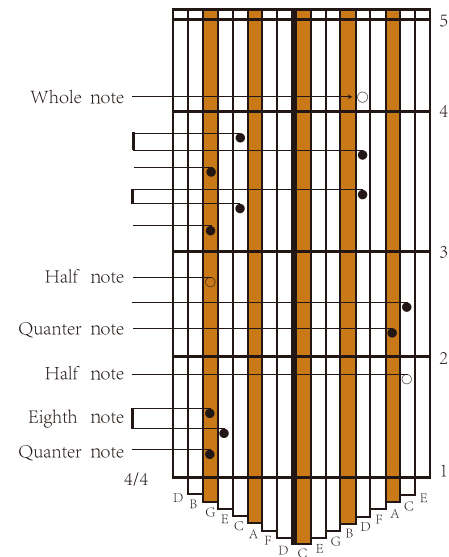
When the eighth note appears, play two notes in one beat.

Half note 

When the half note appears, play one note in two beats.

Whole note 

When the whole note appears, play one note in four beats.



2



Fixing a buzz sound

If one or two keys have a buzz sound, don't panic. It's a normal phenomena and can be fixed very easily. You can move the key to the left or to the right and the issue should be resolved. If this doesn't solve the issue, you could insert a piece of paper between the key bridge and slide it up and down for a micro adjustment. The buzz sound should disappear.



An accurate tone is necessary for an exquisite tone. You can use the tuning hammer, which is included in your package, or you can download the app if you need further help. For Android: gstrings. For iOS: ins tuner.

Tuning



Note: sometimes during tuning, the key next to the one being tuned can be resonated and this will effect the tuning. In this case, press the resonating key and play the key you were tuning.

Skills

1

Hold the KALIMBA and flick the key with your thumbnail. This will make a clean sound and won't hurt your thumb.



2

To make a "wah" sound, put your two middle fingers around the back sound hole and wave them around while playing the instrument.



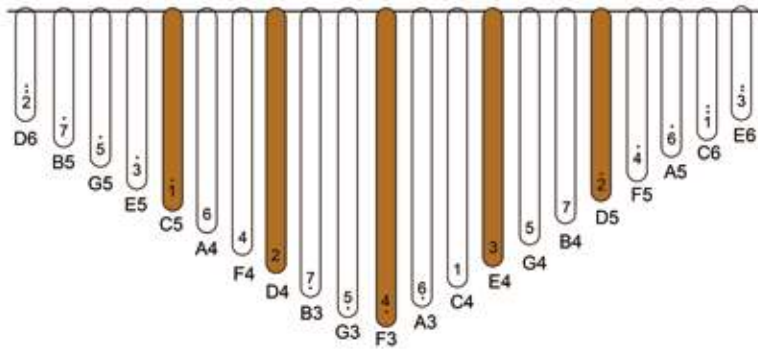
3

Another "wah" sound technique: wave the thumb up and down above the sound hole while playing.





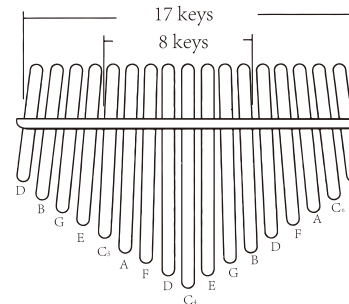
Keys KALIMBA



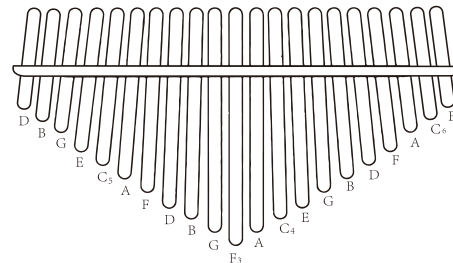
Tone scale tuning comparison

Phonetic symbol

For 17 keys



For 21 keys



Tuning software

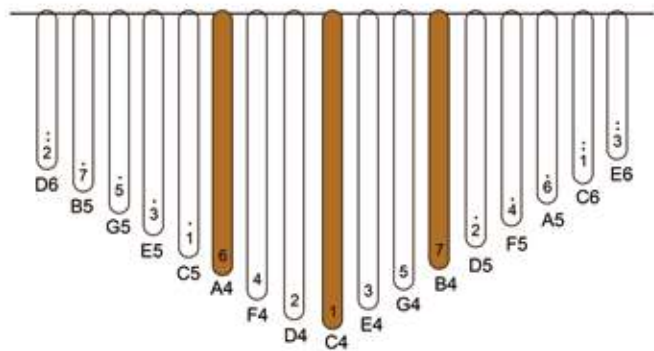
Android system app: gstrings
Apple system app: ins Tuner



Tuning tool downloaded on cellphone.
Twelve frequency tuner.



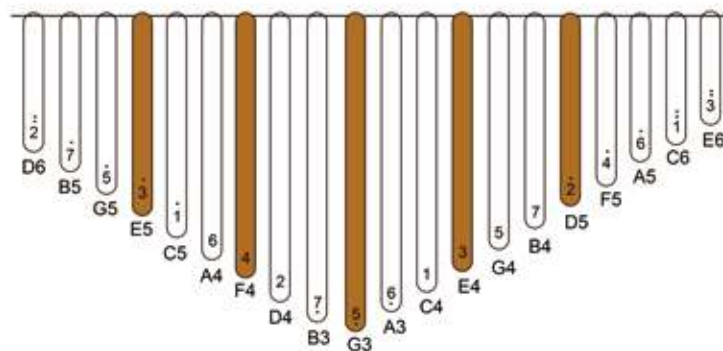
Keys KALIMBA



Tone scale tuning comparison



Keys KALIMBA



Tone scale tuning comparison