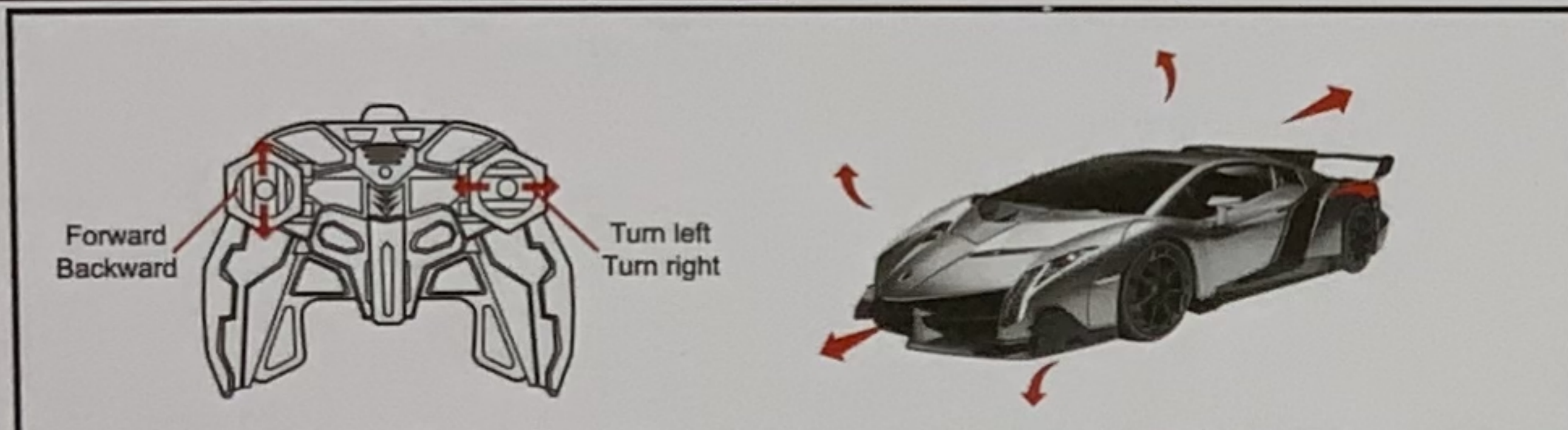
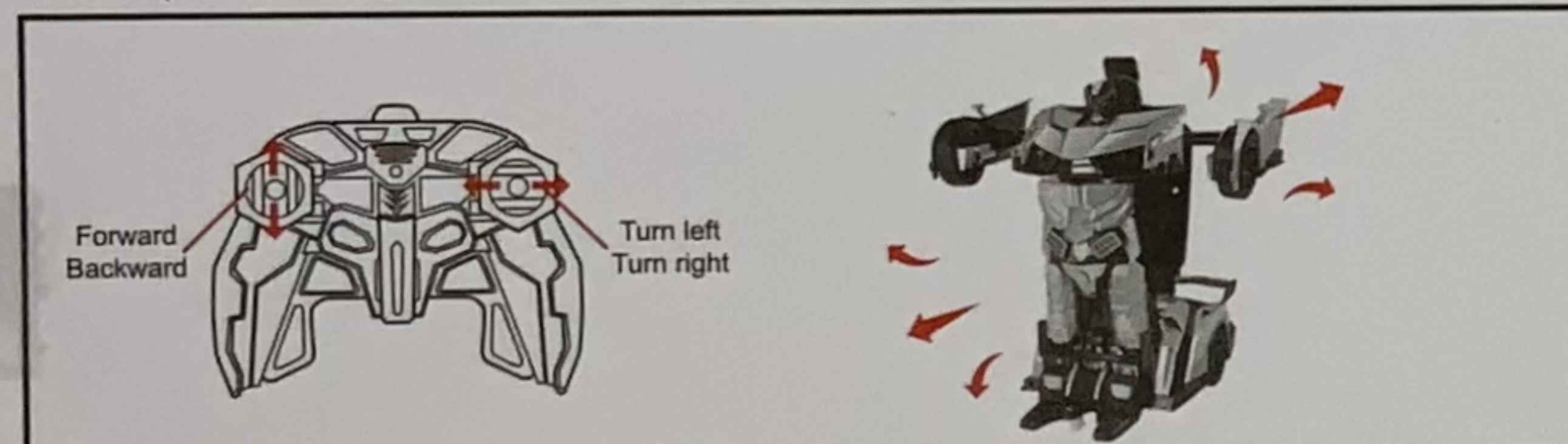


2. OPERATING INSTRUCTIONS

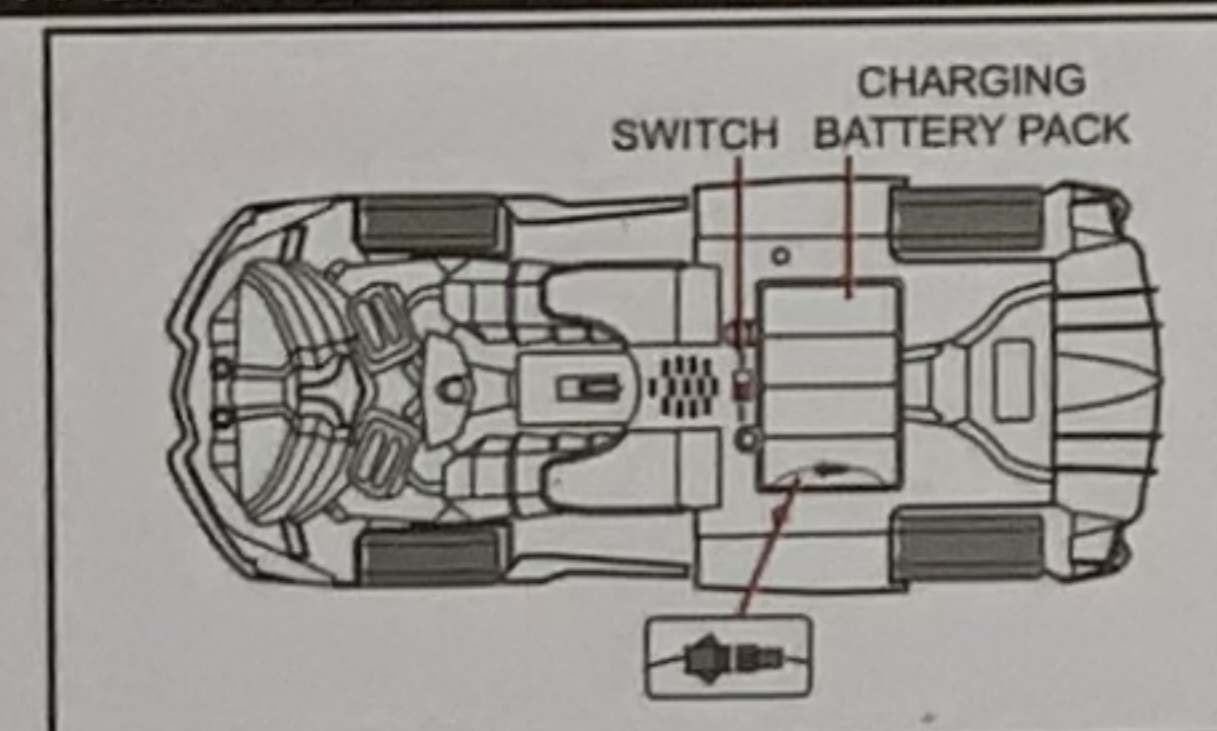


1. In the car form, the power switch underneath the dial to "ON", a car engine sound and the sound of the horn, then you can use the remote control car forward and backward, turn left, turn right. After a period of no operation, the sound will cease and will be restarted when you re-operation.

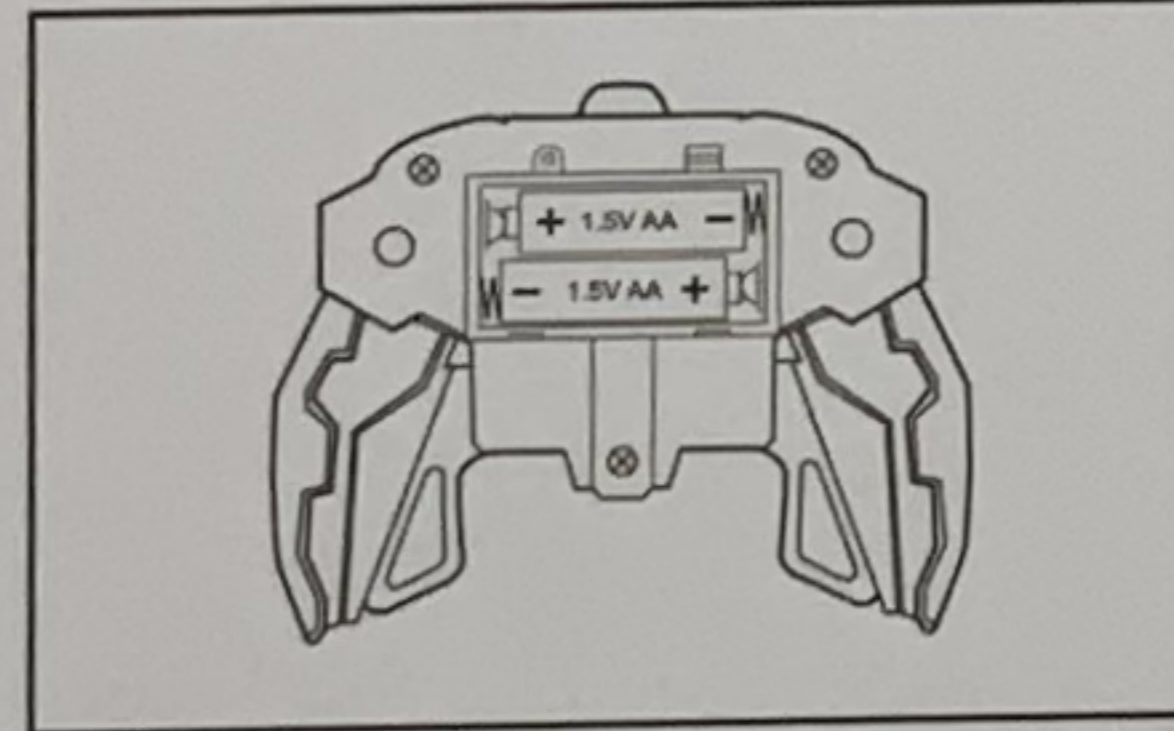


3. After the car into robot, remote control robot can move forward and backward, turn left, turn right


1. BATTERY INSTALLATION




Open the battery cover on the body, a set of 3.7V or 4.8V batteries according to the polarity in the right direction and mounted on the battery case cover.



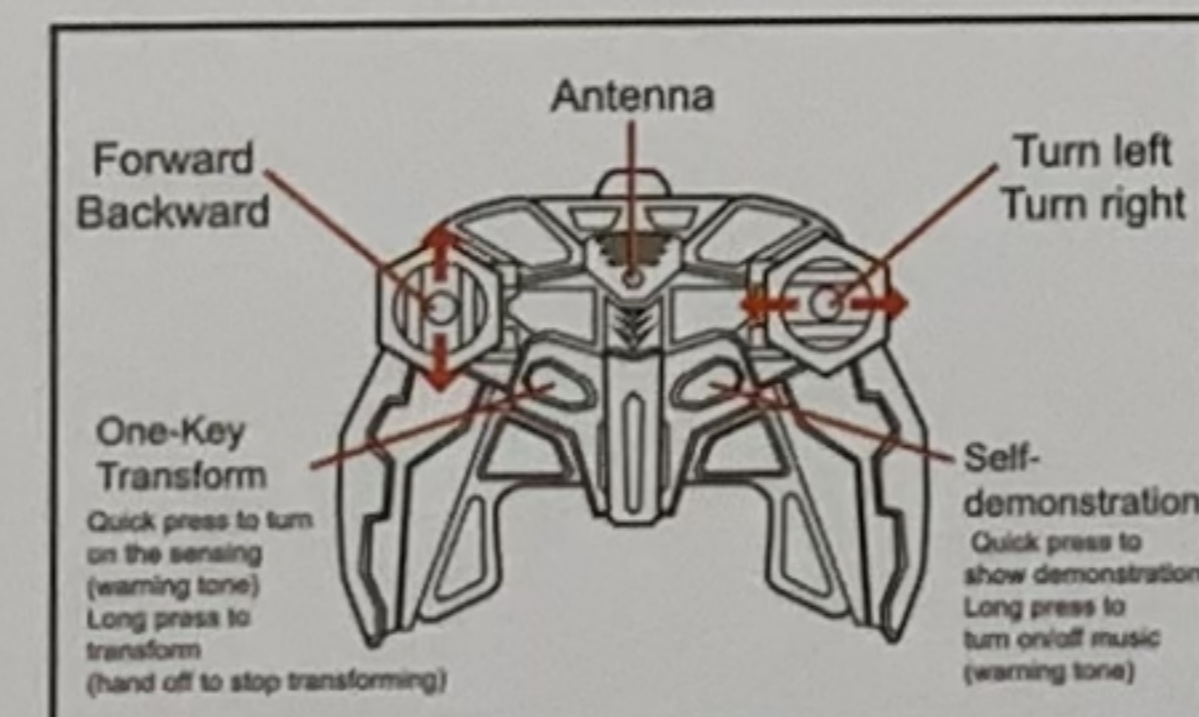
Open the remote control battery cover, 2x1.5V "AA" battery according to the correct polarity direction, and cover the battery cover.



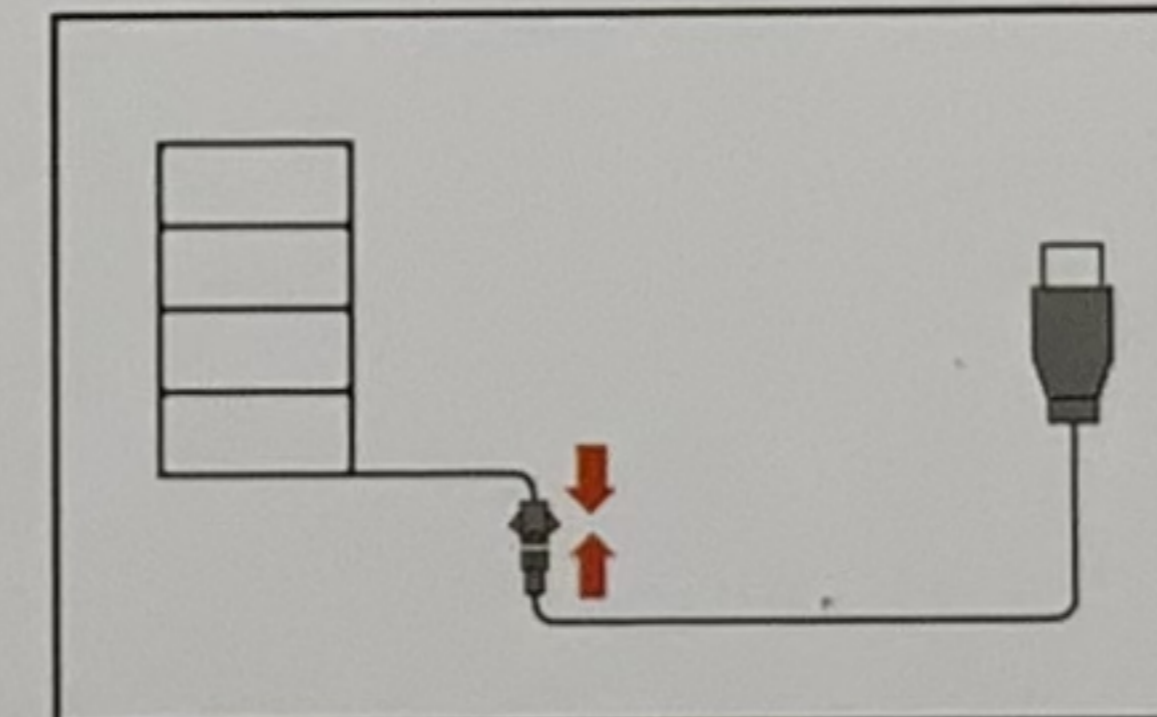
2. Car in the stop state, press the "deformation key", with the sound of a deformation order, the car immediately become robot ares.




4. Robot in the stop state, press the "deformation key", with the sound of a deformation order, the robot then becomes a car.




Dial the switch to "ON" and use the remote to play.



Remove the battery pack from the body, connect the USB charger after the insertion of the computer, or use the USB charging head for charging, charging 2 hours after the pull out.



5. When the children are tired of deformation mode, just gently press the "dance button", the car or the robot will dance with the music, then press again to the next music; press any key to exit the dance mode.



6. When it's a car, turn the power "ON" on the bottom of the car, you will hear the sound of the car engine and horn, then quick press the key on the left, you will hear the warning tone "beep". Now you could control the car to transform. Put your hands in front of the car, bring up the car, then the car will be in the car-robot state; put down your hands and the car-robot will be back to the car state.

صنعت وفقا للمواصفات والمعايير العالمية
Tested according to international standards

NOT SUITABLE FOR CHILDREN UNDER 3 YEARS DUE TO SMALL PARTS
هشبة ا اوري كود كان دور 3 سال
ممنوع لعبت - اذاري افضات كودك اامت
تظير. هر مكم اناظار اامت لكك (3) سوات بهبه
الاملا لسافرة
COUNTRY OF ORIGIN: CHINA
بلد الاصل: الصين

WARNING:
CHOKING HAZARD - small parts,
Not for children under 3 years.

MADE IN CHINA

NO.MD835

NO.MD836

