



Manual
 Gebruiksaanwijzing
 Gebrauchsanweisung
 Mode d'emploi
 Manual
 Bruksanvisning
 Brugsvejledning
 Käyttöopas
 Uživatelská příručka
 Používateľská príručka
 Εγχειρίδιο χρήσης
 دم دست س م ل ا ل ي د

FS405



#MOREENERGY

1



- 20.000mAh Li-Polymer
- 126x71x15mm
- 289g
- Output:** 1x USB-C Power Delivery 20W (5V/3A, 9V/2.2A, 12V/1.5A)
2x USB QC 3.0 (5V/3A, 9V/2A, 12V/1.5A)
- Input:** USB-C Power Delivery 18W (5V/3A, 9V/2A, 12V/1.5A)
- Total output:** 20W
- USB to USB-C cable, carabiner and manual




FUEL SERIES - Next gen power


2




3



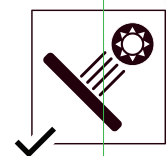
4



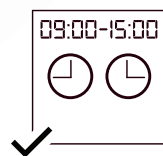
5




6



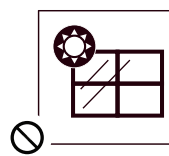
Best illumination angle



Best time of the day



Do not leave out in the rain



The solar panel doesn't work behind a window



IMPORTANT When charging for the first time we recommend that you charge the Solar Charger by USB with the included cable.

Also, when the internal battery of the Solar Charger is completely empty, you may have to charge it by USB power for a few minutes. Sometimes the charger needs a small energy boost before being able to generate solar power into energy.

7






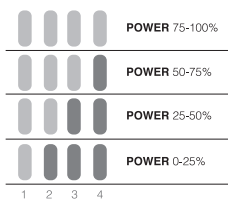
POWER BUTTON

CHARGING INDICATION:
Press button 1x

FLASHLIGHT ON:
Long click (3 seconds) on button

FLASHLIGHT OFF:
Click twice on button

LIGHT ON LIGHT OFF



20.000mAh

15.000mAh

10.000mAh

5000mAh

2500mAh

FUEL SERIES - Next gen power

