

# NB2LE RCBO



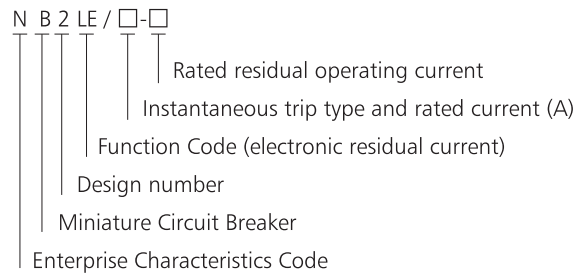


## NB2LE Residual Current Operated Circuit Breakers

### 1. Main Purpose and Scope

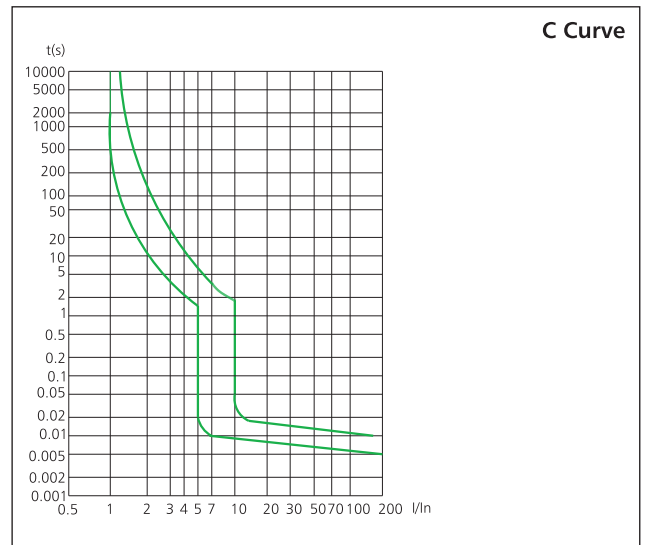
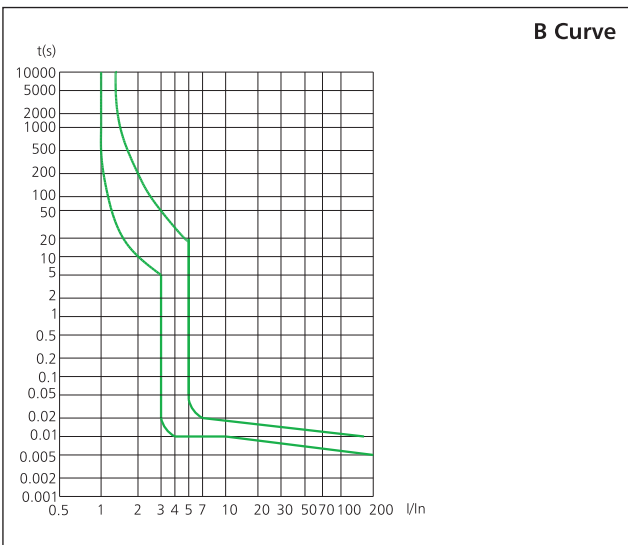
The NB2LE residual current operated circuit breakers are suitable for lines with AC 50/60Hz, rated voltage 240V, rated current up to 25A and for purposes of residual current protection, overload and short circuit protection. When any personal electric shock occurs or the circuit leakage current exceeds the predetermined value, the residual current operated circuit breaker can automatically cut off the power supply in a very short period of time, so that the safety of persons and electrical equipment can be protected. The residual current operated circuit breaker can be used for infrequent conversion of lines under normal conditions, and applied under occasions such as industrial, and commercial, high-rise buildings and residential houses.

### 2. Model and Its Meaning



### 3. Main Specifications and Technical Parameters

3.1 The tripping characteristic curves are as shown in Fig. 1.



3.2

	Standard		IEC/EN 61009-1
Main Specifications	Rated current $I_n$	A	6, 10, 16, 20, 25
	Classified by Type of Instantaneous Tripping		Type B: (3 ~ 5) $I_n$ , Type C: (5 ~ 10) $I_n$
	Poles		1P + N
	Type(wave form of the earth leakage sensed)		Type AC, Type A
Technical Parameters	Rated voltage $U_e$	V	AC240
	Frame size rated current $I_{nm}$	A	25
	Rated residual operating current $I_{\Delta n}$	A	0.03
	Rated residual non-operating current $I_{\Delta n0}$	A	0.015
	Rated short-circuit breaking capacity $I_{cn}$	A	4500
	Rated residual making and breaking capacity $I_{\Delta m}$	A	500
	Electrical life		2,000
	Mechanical life		2,000
	Rated impulse withstand voltage $U_{imp}$	V	6,000

3.3 The residual current breaking times

$I_n(A)$	$I_{\Delta n}(A)$	Breaking time when the residual current assumes the following values (s)				
		$I_{\Delta n}$	$2 I_{\Delta n}$	$5 I_{\Delta n}$	5A,10A,20A,50A,100A,200A,500A <sup>a</sup>	$I_{\Delta t}^b$
6~25	0.03	0.1	0.05	0.04	0.04	0.04

a. For tests of 5A,10A,20A,50A,100A,200A and 500A, the current values beyond the lower limit of over-current instantaneous tripping are not tested.  
b. Tests are done when  $I_{\Delta t}$  is equal to the lower limit current of over-current instantaneous tripping of type B and type C.

3.4 The over-current protection characteristics

No.	Rated current $I_n$ (A)	Initial state	Test current (A)	Specified time (t)	Expected result	Remarks
a	6~25	Cold state	$1.13I_n$	$t \geq 1h$	Non-tripping	Increase to the specified current within 5s after test item a.
b		Immediately after sequence a	$1.45I_n$	$t < 1h$	Tripping	
c		Cold state	$2.55I_n$	$1s < t < 60s$	Tripping	Type B
d		Cold state	$3I_n$	$t \geq 0.1s$	Non-tripping	
			$5I_n$	$t < 0.1s$	Tripping	
			$5I_n$	$t \geq 0.1s$	Non-tripping	
			$10I_n$	$t < 0.1s$	Tripping	Type C

4. Overall and Installation Dimensions(mm)

The product shall be mounted using mounting rail of 35-7.5 section steel.

The overall and mounting dimensions are as shown in Fig. 2 and Fig. 3.

Fig. 2 Overall and installation dimensions

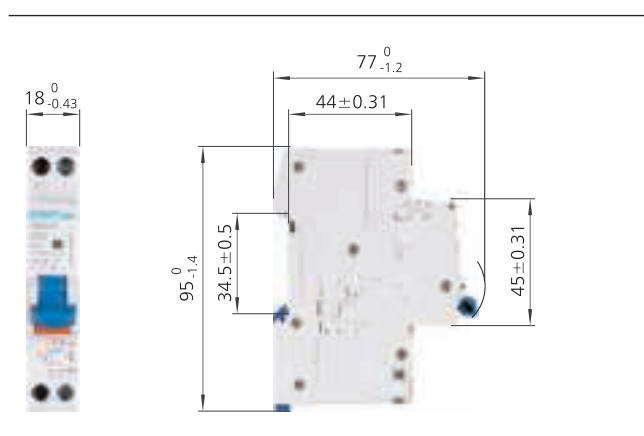


Fig. 3 Mounting rail size



## 5. Ordering Information

5.1 When ordering, the following information must be indicated:

- a. Product type and description, such as: NB2LE residual current operated circuit breaker;
- b. Rated current, such as: 25A;
- c. Instantaneous tripping type, such as: Type C;
- d. Rated residual operating current, such as: 0.03A
- e. Operating conditions when containing DC component, such as: Type A;
- f. Ordering quantity, such as: 90 units.

5.2 Ordering examples: NB2LE residual current operated circuit breaker C25, 0.03A, A type, 90 units.