



**powerstation** mini  
**powerstation**  
**powerstation** XL  
**powerstation** XXL

Made for Smartphones, Tablets  
& Other USB Devices

---

USER MANUAL

## Welcome

Thank you for purchasing the mophie **powerstation** mini, **powerstation**, **powerstation XL** or **powerstation XXL** external battery. Your **powerstation** battery is a compact yet powerful mobile charging solution for any tablet, smartphone or other USB device. Now you will be able to travel great distances and be the master of your own destiny, no longer bound by the limitations of your device's internal battery!

## Package Contains

- **powerstation** mini, **powerstation**, **powerstation XL** or **powerstation XXL** external battery
- Micro-USB Cable
- Quick-start guide

## Features

Here's a rundown of why your **powerstation** battery is so great:

- High-density, high-output universal battery charges at fast speeds—up to 2.1 amps.
- Additional USB output ports (**powerstation**, **powerstation XL** and **powerstation XXL** batteries) let you charge multiple devices at the same time.
- Priority+ pass-through charging provides power to a connected device first before the **powerstation** battery starts to recharge.

- Track battery power at a glance with the integrated four-light LED status indicator. You can keep tabs on charging status and current battery life. Know before you go!
- Rechargeable for over 500 full cycles. Our battery is built to last so you can do more, longer.
- mophie's smart adaptive charging technology identifies your connected device and always delivers the fastest, most efficient charging speeds available.
- Digital Power Management circuitry provides built-in short-circuit, overcharge and temperature protection. Safety First!

## **Compatibility**

The mophie **powerstation** external batteries have been designed to work with most popular smartphones, tablets, wearables and other USB devices.

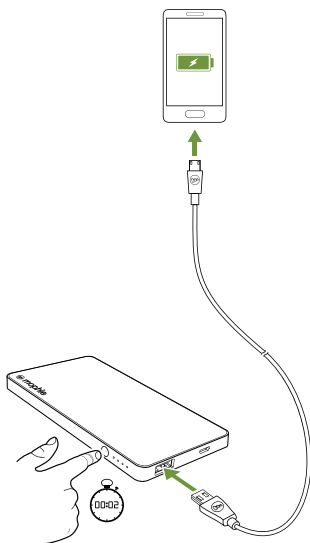
- If you experience any issues with charging your particular device, ensure that the **powerstation** battery is fully charged and check the FAQ section on this website.

As always, no matter what device you have, carefully read through the Warning section in this manual and in the quick-start guide included with your **powerstation** battery before using it.

## Charging your device using your *powerstation* battery

**IMPORTANT:** Before using your **powerstation** battery for the first time, fully charge it (so that pressing the charge status button lights all 4 status LEDs).

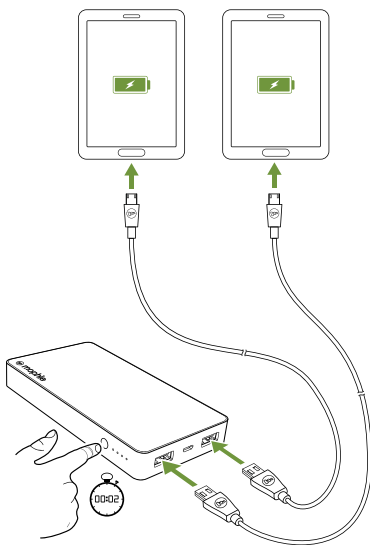
Connect the supplied USB cable (or the cable that came with your device) to the **powerstation** battery and to your device. Press the status indicator button for two seconds to begin charging.



## Charging multiple devices

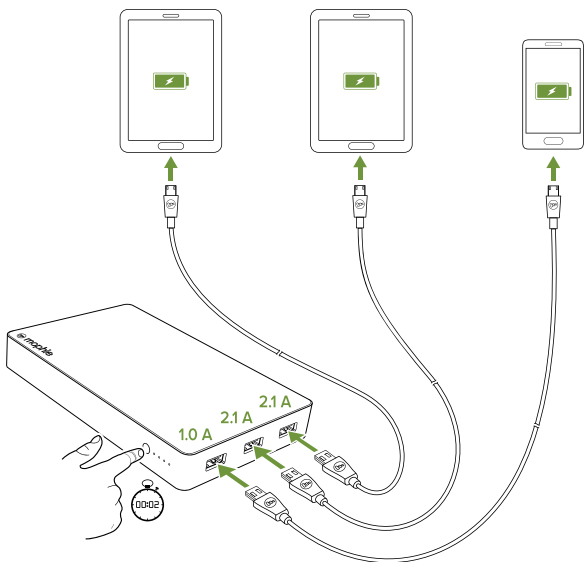
### (*powerstation*, *powerstation XL* batteries)

*powerstation* and *powerstation XL* universal battery models have an additional USB port that lets you charge a second device. (You can charge two devices at the same time.) Connect the USB cable included with your devices to the *powerstation/powerstation XL* battery's USB ports and to your devices. Press the status indicator button for two seconds to begin charging.



## Charging multiple devices (powerstation XXL battery)

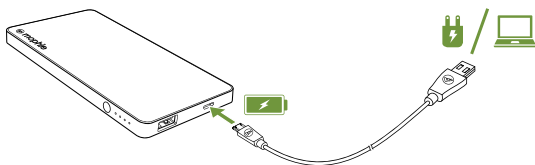
The **powerstation XXL** battery has a total of 3 USB ports, and can charge up to 3 devices at the same time. Two of the ports charges at speeds up to 2.1A and one port charges at speeds up to 1.0A. Refer to the illustration below. (The charging speeds are silkscreened on the underside of the unit.) Press the status indicator button for two seconds to begin charging. (The charging speeds are silkscreened on the underside of the unit.)



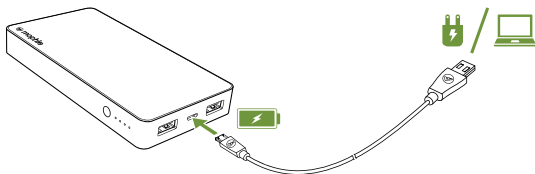
## Recharging your *powerstation* battery

To recharge your **powerstation** battery, use the supplied micro-USB cable to connect its micro-USB port to your computer or any power source with a USB out, like the USB wall adapter included with your device.

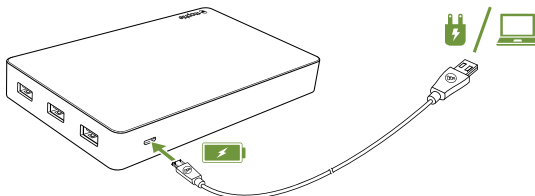
**powerstation mini:**



**powerstation, powerstation XL:**



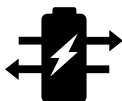
**powerstation XXL:**



## **Priority+ Pass-Through Charging**

When you're recharging your **powerstation** battery, Priority+ Pass-Through charging provides power to a connected device first before the **powerstation** battery starts to recharge.

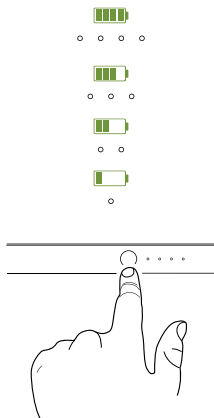
Priority + Pass-Through Charging is available at the USB port marked with the following icon:





## Checking your *powerstation* battery's charging status

Press the status button on your **powerstation** battery and the status LEDs will indicate its charge level. Four LEDs means that the **powerstation** battery is fully charged, while one LED means that it's almost empty. Know before you go!



## Taking care of your *powerstation* external battery

- Keep your **powerstation** battery dry and away from moisture and corrosive materials.
- Do not clean your **powerstation** battery with harsh chemicals, soaps or detergents. Just wipe the case with a soft, water-dampened cloth.

- Make sure the **powerstation** battery's USB ports do not become contaminated with lint or other debris. Use a canned-air type of product periodically to ensure that the port openings are clear.
- Recharge your **powerstation** battery once every three months when not in use. If you plan on putting it away, fully charge it first (so that pressing the status button lights all 4 charge status LEDs).

## **Warranty**

At mophie, we are dedicated to making the best quality products we can. To back this up, this product is warranted for 2 years from date of purchase. This warranty does not affect any statutory rights that you may be entitled to. Keep a copy of your purchase receipt as proof of purchase. Be sure to register your product at [mophie.com](http://mophie.com). Failure to register your product and/or provide proof of purchase may void the warranty.

## **Exclusions & Limitations**

Except for the limited warranty expressly set forth or to the extent restricted or prohibited by applicable law, mophie expressly disclaims any and all other warranties express or implied, including any warranty of quality, merchantability, or fitness for a particular purpose, and you specifically agree that mophie

shall not be liable for any special, incidental, indirect, punitive, or consequential damages for breach of any warranty of any type on any mophie product. In addition to and without limiting the generality of the foregoing disclaimers, the limited warranty does not, under any circumstances, cover the replacement or cost of any electronic device or personal property inside or outside of the mophie product.

### **Customer Service**

Telephone: 1-888-8mophie

International: +1 (269) 743-1340

Web: [www.mophie.com/cs](http://www.mophie.com/cs)

### **Warning**

Read all instructions and warnings prior to using this product. Improper use of this product may result in product damage, excess heat, toxic fumes, fire or explosion, for which damages you (“Purchaser”), and not mophie llc (“Manufacturer”) are responsible.

- ☠ Before using your **powerstation** battery for the first time, fully charge it (so that pressing the charge status button lights all 4 status LEDs).
- ☠ Do not store device in high-temperature environment, including heat caused by intense sunlight or other forms of heat. Do not place device in fire or other excessively hot environments.

- X-3 Be cautious of excessive drops, bumps, abrasions, or other impacts to this device. If there is any damage to the device such as dents, punctures, tears, deformities, or corrosion due to any cause, discontinue use. Contact Manufacturer or dispose of it in an appropriate manner at your local battery-recycling center.
- X-3 The **powerstation** battery should be operated only in open-air conditions. It should not be operated in an enclosed, unventilated space such as a carrying bag, pocket or purse. Failure to follow these instructions may cause damage to the powerstation battery by overheating.
- X-3 Do not disassemble this device or attempt to re-purpose or modify it in any manner.
- X-3 Do not attempt to charge this device using any method, apparatus, or connection other than the device's micro-USB connector. For questions or instructions for the various ways to charge the device refer to the illustrations in the *Recharging Your **powerstation** Battery* section of this user manual.
- X-3 Do not attempt to replace any part of this device.
- X-3 If this device is intended by Purchaser to be used by a minor, purchasing adult agrees to provide detailed instructions and warnings to any minor prior to use. Failure to do so is sole responsibility of purchaser, who agrees to

indemnify Manufacturer for any unintended use/misuse by a minor.

- ⓧ All products have gone through a thorough quality assurance inspection. If you find that your device is excessively hot, is emitting odor, is deformed, abraded, cut or is experiencing or demonstrating an abnormal phenomenon, immediately stop all product use and contact Manufacturer.
- ⓧ Never dispose of batteries in the garbage. Disposal of batteries in the garbage is unlawful under state and federal environmental laws and regulations. Always take used batteries to your local battery-recycling center.
- ⓧ This product contains chemicals known to the state of California to cause cancer and birth defects or other reproductive harm.

## **Legal**

This product is meant for use only in conjunction with the appropriate device. Please consult your device packaging to determine whether this product is compatible with your particular device. Manufacturer is not responsible for any damages to any device incurred through the use of this product. Manufacturer shall not in any way be liable to you or to any third party for any damages you or any third party may suffer as a result of use, intended or unintended, or misuse of this product

in conjunction with any device or accessory other than the appropriate device for which this product is designed. Manufacturer will not be responsible for any damages you or any third party may suffer as a result of misuse of this product as outlined above. If you are responsible for product use with an unintended device and damages result from such use, you agree to indemnify Manufacturer for any resulting injuries to any third part(ies).

mophie, powerstation, Power for all, Stay Powerful, the five-circles design, and the mophie logo are trademarks of mophie inc. Patents: [mophie.com/patents](http://mophie.com/patents).

This device complies with part 15 of the FCC Rules and RSS-Gen of IC Rules. Operation is subject to the following two conditions: (1) This device may not cause harmful interference, and (2) this device must accept any interference received, including interference that may cause undesired operation.

NOTE: This equipment has been tested and found to comply with the limits for a Class B digital device, pursuant to part 15 of the FCC Rules. These limits are designed to provide reasonable protection against harmful interference in a residential installation. This equipment generates, uses, and can radiate radio frequency energy and, if not installed and used in accordance with the instructions, may cause harmful

interference to radio communications. However, there is no guarantee that interference will not occur in a particular installation.

If this equipment does cause harmful interference to radio or television reception, which can be determined by turning the equipment off and on, the user is encouraged to try to correct the interference by one or more of the following measures:

- Reorient or relocate the receiving antenna.
- Increase the separation between the equipment and receiver.
- Connect the equipment into an outlet on a circuit different from that to which the receiver is connected.
- Consult the dealer or an experienced technician for help.

**CAUTION:** To comply with the limits of the Class B digital device, pursuant to Part 15 of the FCC Rules, this device must be used with certified peripherals and shielded cables. All peripherals must be shielded and grounded. Operation with non-certified peripherals or non-shielded cables may result in interference to radio or reception.

**MODIFICATION:** Any changes or modifications of this device could void the warranty.

 STAY POWERFUL™