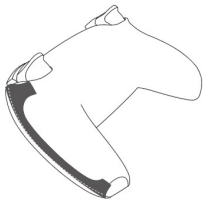


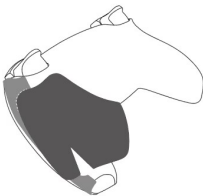
Step-by-Step Application



Clean

Ensure the controller surface is clean and dry. Align the fitting piece with the controller's lines and attach.

1

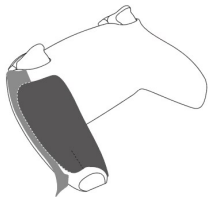


Align & Apply

Starting from one edge, gently apply the right grip, smoothing out any wrinkles as you progress.

2

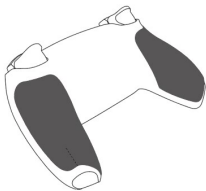
Step-by-Step Application



Remove

Remove the fitting piece.

3



Game in Comfort

Repeat steps 1-3 for the left grip. If misaligned, carefully adjust the grips as needed.

4