





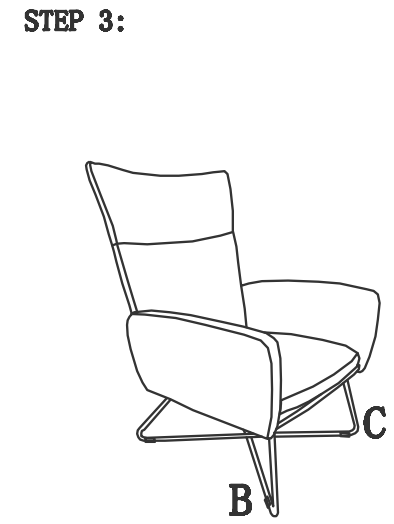
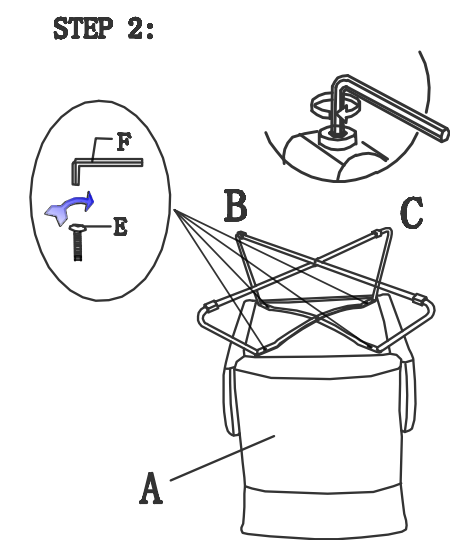
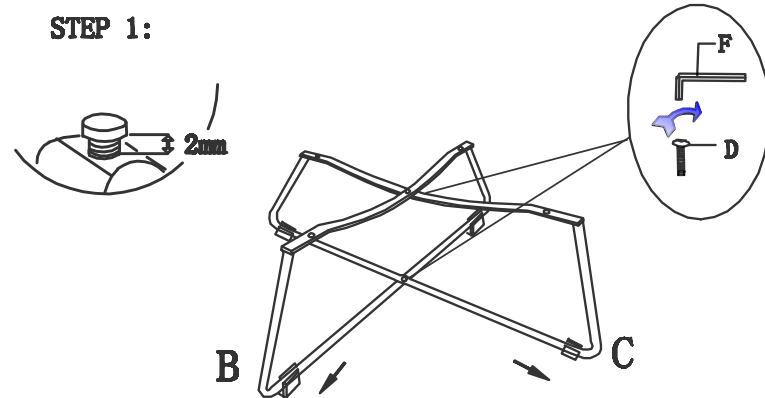


ASSEMBLY INSTRUCTION



ITEM	PART	NAME	QUANTITY
(A)		SEAT	1
(B)		METAL LEG (L)	1
(C)		METAL LEG (R)	1
(D)		BOLT	2
(E)		LONG BOLT	4
(F)		ALLEN KEY	1



NOTE:
PLEASE PUT THE CHAIR ONTO A SOFT AND CLEAN SURFACE FOR ASSEMBLY.