



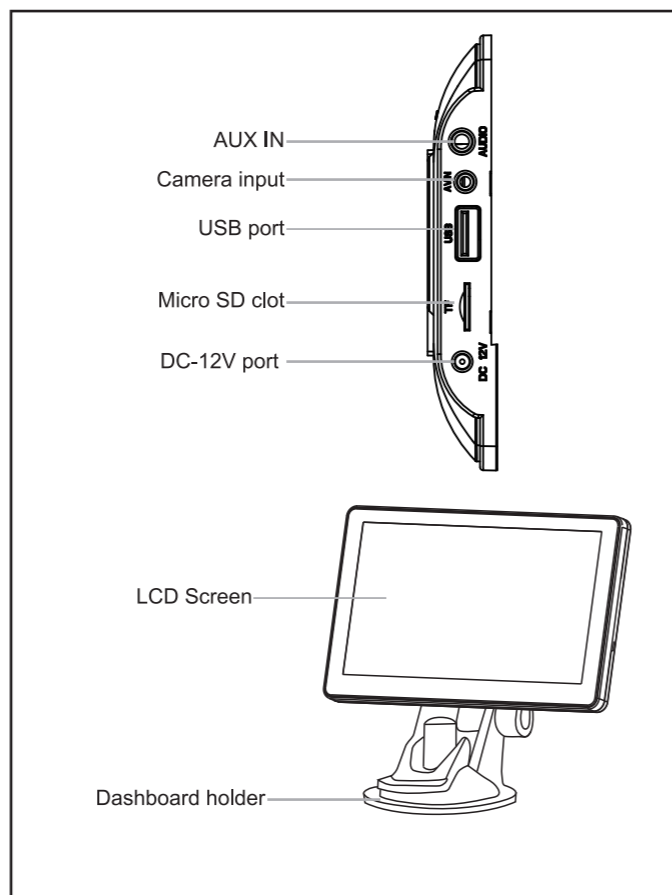

## PRODUCT DIAGRAM

## BLUETOOTH CONNECTION

## HOW TO USE CARPLAY

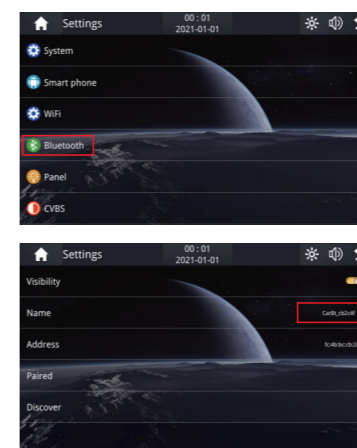
### Dash Mounted Smart 7 inch Display

CarPlay and Android Auto  
Phone mirroring link  
FM radio  
Support Bluetooth



Tap on Settings--> tap on Bluetooth to see the device Bluetooth name

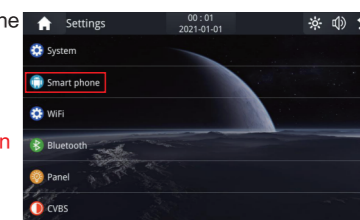
Search the device bluetooth name and connect it, phone will pop up 'Bluetooth Pairing Request', tap 'Pair' to successfully connect



Tap on Settings-->Smart Phone -->Apple Device -->set to CarPlay

**Wireless CarPlay Connection**  
Connect your iPhone Bluetooth to the device Bluetooth first, after that phone will pop up 'Use CarPlay' confirmation when pairing for the first time time, please select pair to achieve wireless CarPlay connection.

**Wired CarPlay Connection**  
Connect the Apple charging cable from phone to the USB port of the device.



## HOW TO USE ANDROID AUTO

Tap on Settings-->Smart Phone -->Android Device -->set to Android Auto

### Wireless Android Auto Connection

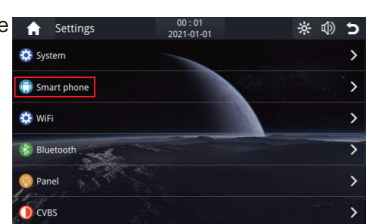
Connect your phone Bluetooth to the device Bluetooth first, after that device will pop up android auto icon with your phone name, tap phone name to achieve wireless android auto connection

### Wired Android Auto Connection

Connect the android charging cable from phone to the USB port of the device.

### Note:

If your phone doesn't have Android Auto, please go to google play app store to install Android Auto.



## HOW TO USE AIRPLAY

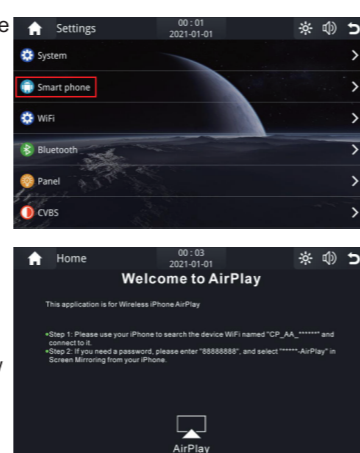
Tap on Settings-->Smart Phone --> Apple Device -->set to iOSMirror

### Wireless Connection

Use your iPhone to connect the unit WiFi and turn on iPhone screen mirroring, tap the device name to start screen mirroring.

### Wired Connection

Use a cable to connect your iPhone to the device and allow the authorization request of the phone.



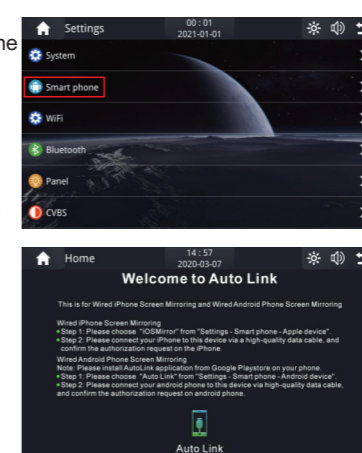
## HOW TO USE PHONE LINK

Tap on Settings-->Smart Phone --> Android Device -->set to Auto Link

Use your android phone to connect the unit by USB data cable, it will start android phone mirroring.

### Note:

Before using this function, please make sure that you have installed the AutoLink app on your android phone (you can download AutoLink from google play store).



## HOW TO TRANSFER THE SOUND TO CAR SPEAKER

This unit has built-in speaker, but if you want louder sound, you can transfer it to your car's speakers:

1. By FM radio transmitter - set the same FM radio channel on the unit and your car's radio (please avoid using the channel to be occupied by the FM station)

2. By AUX cable -plug the aux cable into the unit audio port and your car's original aux port if your car has.

