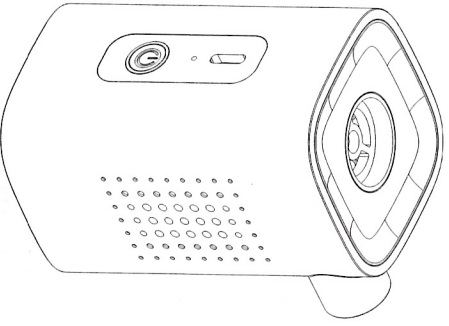


Portable Air Pump User Manual



Portable Air Pump

Thank you for purchasing mini electric air pump. Please read this user manual carefully before using the product and keep it properly for reference.

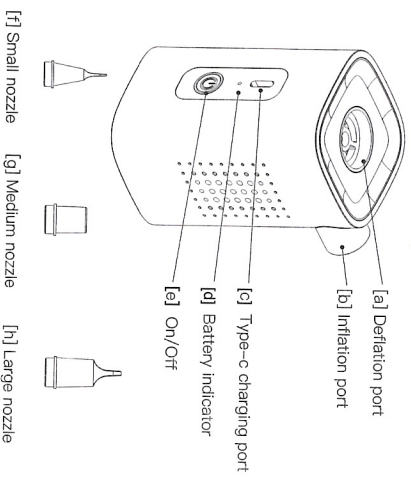
1 Packing list

1 x Portable air pump
3 x Nozzle(Small/Medium/Large)
1 x Silicone nozzle
1 x Type-c cable
1 x User manual

2 Specification

Build-in Lithium Battery	8.88Wh
USB Charging	5V/2A
Maximum Power	35W
Output Pressure	3-4KPA
Working Temperature	-10 ~ 45°
No-load Flow	200-250L/min
Dimension	50X50X78mm
Weight	151g

3 Diagram



4 How To Use

AP8 high pressure pump is a professional tool for charging medium and small inflatable products. It can inflate and deflate products such as floating row, inflatable swimming pool, swimming ring, inflatable mattress, inflatable sofa, yoga ball, storage bag and so on.

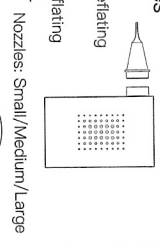


4.1 How To Install Nozzles

For Inflatables

Choose a suitable nozzle when deflating and install it to top inlet (a).

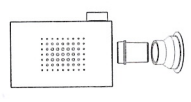
Choose a suitable nozzle when inflating and install it to the side outlet (b).



Nozzles: Small/Medium/Large

For Storage Bag

When pumping, select [g] medium nozzle and [i] storage nozzle, and install it to the inlet (a) at the top.



Nozzles: Medium-Silicone nozzle

Note: When using the small nozzle for inflation, the valve of swimming pool needs to be opened by the tip of small nozzle. So that can inflate quickly. As shown below.



Small valve



Use the tip of small nozzle to open valve of inflatables

4.2 Power On/Off

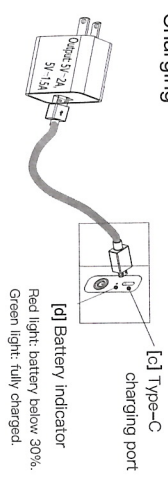
Power on: Press and hold the [e] power button for 3 seconds, the battery indicator will light up. The boot was successful.

Power off: Press and hold the [e] power button for 3 seconds, the battery indicator will turn off. Shut down successfully.

4.3 Inflation/Deflation

Start inflation or deflation: short press the [e] button. Turn off inflation or deflation: press the [e] button again.

5 Charging



6 Attention

- *Do not use the pump when anything abnormal occurs in check before using.
- *Keep the air intake unblocked to measure a smooth air flow.
- *The pump could be high temperature or utter a abnormal sound during using. Please turn it off to cool down. And do not use it again until it becomes cool.
- *Do not leave away from the product when using.
- *Keep away from combustible and explosives.
- *Avoid moisture, sand and falling.
- *Do not store the product in a place that is too cold or hot.
- *Since the inflator is equipped with lithium battery, do not put it into fire or discard casually.
- *Keep it away from children.