

ARROW

6910601335

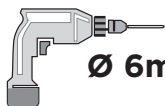
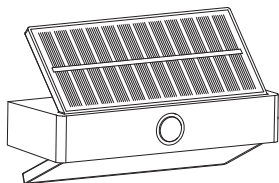


User manual
Bedienungsanleitung
Mode d'emploi
Handleiding
Manuale
Manual del usuario
Használati utasítás
Instrukcja obsługi

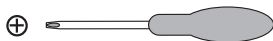


LUTEC

Incl.



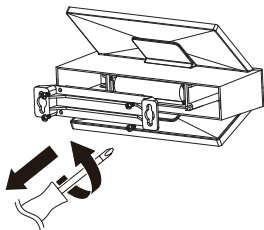
Ø 6mm



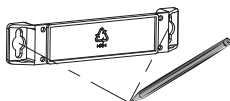
Installation

Installation/Installation/Instalación/Installazione
Installatie/Instalacja/Telepités

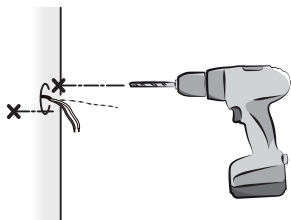
1



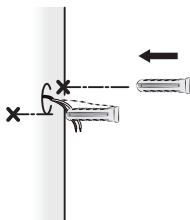
2



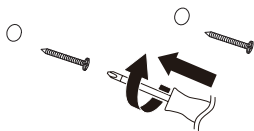
3



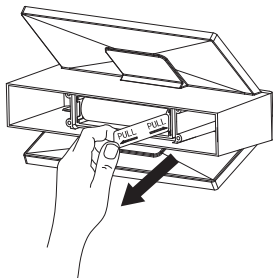
4



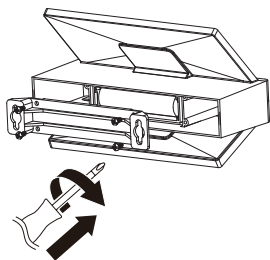
5



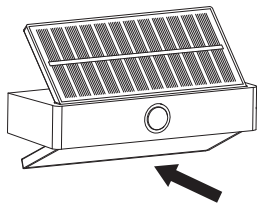
6




7



8



First Use



First Use: It is recommended to put the solar panel in the sun for 8 hours to charge the battery.

Erste Verwendung: Es wird empfohlen, das Solarpanel 8 Stunden lang in die Sonne zu legen, um den Akku aufzuladen.

Première utilisation: Il est recommandé de placer le panneau solaire au soleil pendant 8 heures pour charger la batterie.

Eerste gebruik: Het wordt aanbevolen om het zonnepaneel 8 uur in de zon te laten staan om de batterij op te laden.

Primo utilizzo: Si consiglia di mettere il pannello solare sotto il sole per 8 ore per caricare la batteria.

Primer uso: Se recomienda colocar el panel solar al sol durante 8 horas para cargar la batería.

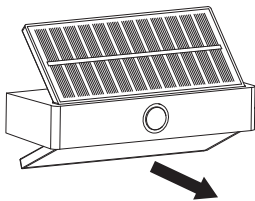
Első használat: Javasoljuk, hogy a napelemet 8 órán keresztül a napsütésben tölts fel az akkumulátor feltöltéséhez.

Pierwsze użycie: Zaleca się umieszczenie panelu słonecznego na słońcu na 8 godzin, aby naładować akumulator.

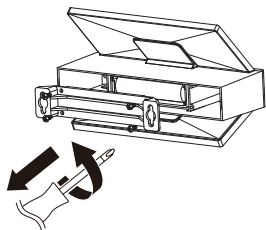
Battery Change

Batteriewechsel/Changement de Batterie/Cambio de Baterías/Cambia la Batteria/Batterij Vervangen
Wymiana Baterii/Akkumulátorcsere

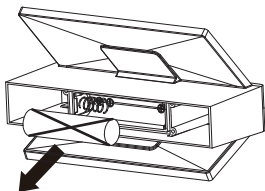
1



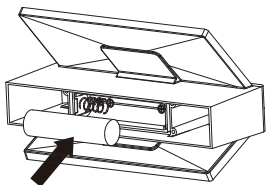
2



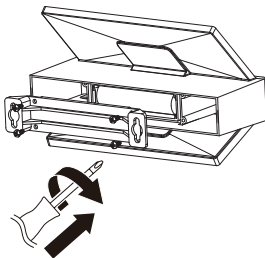
3



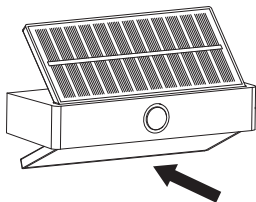
4



5

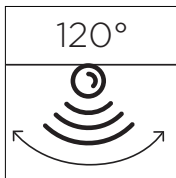



6



Safety

| | |
|-----------------|---|
| Safety: | <ul style="list-style-type: none">• Do not expose the light to fire or intense heat.• Do not immerse the light into water.• Keep the solar panel clean. |
| Sicherheit: | <ul style="list-style-type: none">• Setzen Sie das Licht weder Feuer noch starker Hitze aus.• Tauchen Sie das Licht nicht in Wasser.• Halten Sie das Solarpanel sauber. |
| Sécurité: | <ul style="list-style-type: none">• Veuillez ne pas exposer la lumière à un feu ou à une chaleur intense.• Veuillez ne pas immerger la lumière dans l'eau.• Veuillez garder le panneau solaire propre. |
| Seguridad: | <ul style="list-style-type: none">• No exponga la luz al fuego o calor intenso.• No sumerja la luz en el agua.• Mantenga el panel solar limpio. |
| Sicurezza: | <ul style="list-style-type: none">• Non esporre la luce a fiamme o calore intenso.• Non immergere la luce nell'acqua.• Mantenere pulito il pannello solare. |
| Veiligheid: | <ul style="list-style-type: none">• Stel het licht niet bloot aan vuur of intense hitte.• Dompel het licht niet onder in water.• Houd het zonnepaneel schoon. |
| Bezpieczeństwo: | <ul style="list-style-type: none">• Nie należy poddawać lampki na bezpośrednie działanie ognia lub intensywnego ciepła.• Nie należy zanurzać lampki w wodzie.• Panel słoneczny należy utrzymywać w czystości. |
| Biztonság: | <ul style="list-style-type: none">• Ne tegye ki a lámpát tűznek vagy intenzív hőhatásnak.• Ne merítse a lámpát vízbe.• Tartsa tisztán a napelemet. |





LUTEC Europe NV

Herentalsebaan 425
B-2160 Wommelgem - Belgium
+32 3 284 51 62
info@luteceurope.com
www.luteceurope.com



www.luteceurope.com/services/global-network