



## Quick Installation Guide



**TEG-S5g**  
**TEG-S8g**

# Table of Contents

English .....	1
1. Before You Start .....	1
2. Hardware Installation .....	3
Technical Specifications .....	4
Troubleshooting .....	6

# 1. Before You Start



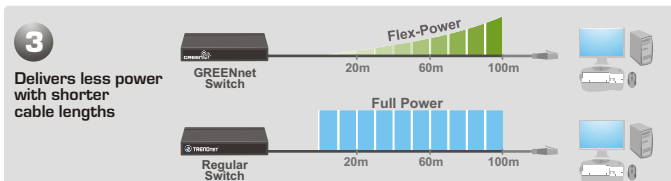
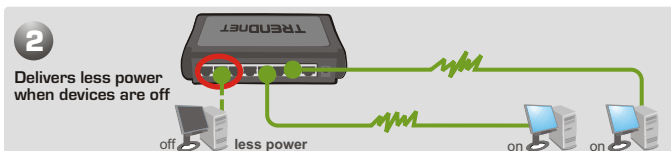
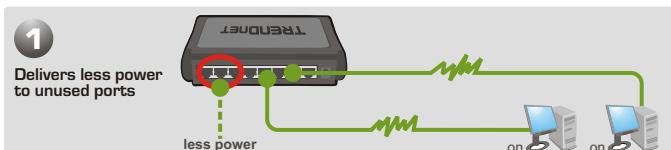
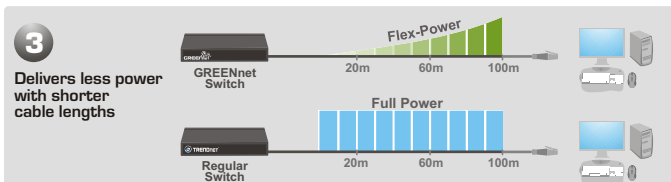
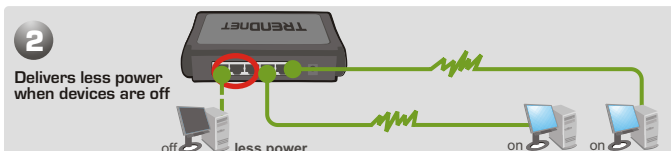
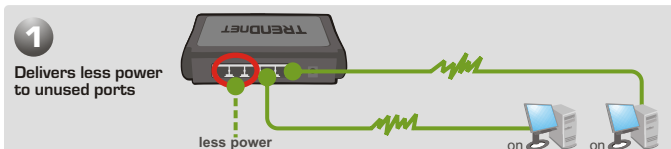
## Package Contents

- TEG-S5g/TEG-S8g
- Quick Installation Guide
- AC Power Adapter

## Installation Requirements

- A computer with a network adapter properly installed
- CAT 5e or 6 Network Cable
- The surface must support at least 1.5 Kg for the Switch
- The power outlet should be within 1.82 meters (6 feet) of the Switch
- Visually inspect the DC power jack to make sure that it is securely connected to the power adapter
- Make sure that there is proper heat dissipation and adequate ventilation around the Switch
- Do not place heavy objects on the Switch

## Application



## 2. Hardware Installation

1. Connect the **AC Power Adapter** to the TEG-S5g/TEG-S8g and then to a power outlet.



2. Connect a CAT-5e or CAT-6 RJ-45 network cable from the computer to an available Ethernet port on the TEG-S5g/TEG-S8g.



**Your installation is now complete.**

### Register Your Product

To ensure the highest level of customer service and support, please take a moment to register your product Online at: [www.TRENDnet.com/register](http://www.TRENDnet.com/register)

Thank you for choosing TRENDnet

General	
<b>Standards</b>	IEEE 802.3 10BASE-T Ethernet IEEE 802.3u 100BASE-TX Fast Ethernet IEEE 802.3ab 1000BASE-T Gigabit Ethernet
<b>Protocol</b>	CSMA/CD
<b>Data Transfer Rates</b>	Ethernet: 10Mbps (Half-Duplex), 20Mbps (Full-Duplex) Fast Ethernet: 100Mbps (Half-Duplex), 200Mbps (Full-Duplex) Gigabit Ethernet: 2000Mbps (full-duplex)
<b>Topology</b>	Star
<b>Network Cables</b>	Ethernet: UTP/STP CAT-3, 4, 5 Fast Ethernet: UTP/STP CAT-5, 5E , 6 Gigabit : UTP/STP CAT-5e, CAT-6 (Recommended)
<b>Number of Ports</b>	TEG-S5g: 5 x 10/100Mbps Auto-negotiation, Auto-MDIX ports TEG-S8g: 8 x 10/100Mbps Auto-negotiation, Auto-MDIX ports
<b>LEDs</b>	Per Port: LINK/ACT Per Unit: PWR

## Physical and Environmental

<b>DC inputs</b>	Switching Power: 5V DC, 2A Linear Power: 9V DC, 1A
<b>Power Consumption</b>	TEG-S5g: 3W TEG-S8g: 6W
<b>Temperature</b>	Operating: 0° ~ 50°C
<b>Humidity</b>	Operating: 10% ~ 90%
<b>Dimensions (L x W x H)</b>	150 x 105 x 33 mm
<b>Weight</b>	225g
<b>Certification</b>	CE, FCC

## Performance

<b>Transmission Method</b>	Store-and-Forward
<b>Packet Filtering/ Forwarding Rate</b>	10Mbps Ethernet: 14,880pps (packet per second) 100Mbps Fast Ethernet: 148,800pps 1000Mbps Gigabit Ethernet: 1,488,000pps
<b>MAC Address Learning</b>	Automatic update
<b>Switch Fabric</b>	TEG-S5g: 10Gbps Forwarding Capacity TEG-S8g: 16Gbps Forwarding Capacity
<b>Filtering Address Table</b>	TEG-S5g: 1K entries per device TEG-S8g: 4K entries per device

**Q1: After connecting the Switch to a power outlet, the LEDs do not turn on.**

**A1:** Check the connection of the external power adapter to the TEG-S5g/TEG-S8g and the power outlet. Also check that the power outlet is receiving power.

**Q2: When I connect a computer to the Switch port, the PWR and LINK/ACT LED turns on, but the 100/1000Mbps LED remains off or the light is yellow.**

**A2:** When the 100/1000Mbps LED remains off or is yellow, the computer's connection speed is 10Mbps and 100Mbps, respectively. First, check the Ethernet Cable. Make sure you are using CAT-5e or CAT-6 Ethernet Cables. Some CAT-5 cables are not rated to run in Gigabit. Second, make sure that you have a Gigabit Ethernet Adapter installed on your computer.

**Q3: After I connect my PCs to the Switch, I am unable to share files.**

**A3:** First, check the LEDs on the Switch. Make sure the LINK/ACT LED is on. Second, check the network cable. The minimum length of the cable is 1.5 meters and the maximum length of the cable is 100 meters. Third, disable any software firewall program. Fourth, verify that you have file sharing enabled. Please contact your operating system support for more information.

**Q4: After I connect my PCs to the Switch, I can only get onto the Internet from one computer.**

**A4:** The Switch was not designed to share Internet between multiple computers. You need to get an Internet router, such as the TW100-S4W1CA.

If you still encounter problems or have any questions regarding the TEG-S5g/TEG-S8g please contact Trendnet's Technical Support Department.



## Limited Warranty

TRENDnet warrants its products against defects in material and workmanship, under normal use and service, for the following lengths of time from the date of purchase.

<b>TEG-S5g/TEG-S8g</b>	<b>5-Year Limited Warranty</b>
------------------------	--------------------------------

If a product does not operate as warranted above during the applicable warranty period, TRENDnet shall, at its option and expense, repair the defective product or deliver to customer an equivalent product to replace the defective item. All products that are replaced will become the property of TRENDnet. Replacement products may be new or reconditioned.

TRENDnet shall not be responsible for any software, firmware, information, or memory data of customer contained in, stored on, or integrated with any products returned to TRENDnet pursuant to any warranty.

There are no user serviceable parts inside the product. Do not remove or attempt to service the product through any unauthorized service center. This warranty is voided if (i) the product has been modified or repaired by any unauthorized service center, (ii) the product was subject to accident, abuse, or improper use (iii) the product was subject to conditions more severe than those specified in the manual.

Warranty service may be obtained by contacting TRENDnet office within the applicable warranty period for a Return Material Authorization (RMA) number, accompanied by a copy of the dated proof of the purchase. Products returned to TRENDnet must be pre-authorized by TRENDnet with RMA number marked on the outside of the package, and sent prepaid, insured and packaged appropriately for safe shipment.

WARRANTIES EXCLUSIVE: IF THE TRENDNET PRODUCT DOES NOT OPERATE AS WARRANTED ABOVE, THE CUSTOMER'S SOLE REMEDY SHALL BE, AT TRENDNET'S OPTION, REPAIR OR REPLACEMENT. THE FOREGOING WARRANTIES AND REMEDIES ARE EXCLUSIVE AND ARE IN LIEU OF ALL OTHER WARRANTIES, EXPRESSED OR IMPLIED, EITHER IN FACT OR BY OPERATION OF LAW, STATUTORY OR OTHERWISE, INCLUDING WARRANTIES OF MERCHANTABILITY AND FITNESS FOR A PARTICULAR PURPOSE. TRENDNET NEITHER ASSUMES NOR AUTHORIZES ANY OTHER PERSON TO ASSUME FOR IT ANY OTHER LIABILITY IN CONNECTION WITH THE SALE, INSTALLATION, MAINTENANCE OR USE OF TRENDNET'S PRODUCTS.

TRENDNET SHALL NOT BE LIABLE UNDER THIS WARRANTY IF ITS TESTING AND EXAMINATION DISCLOSE THAT THE ALLEGED DEFECT IN THE PRODUCT DOES NOT EXIST OR WAS CAUSED BY CUSTOMER'S OR ANY THIRD PERSON'S MISUSE, NEGLIGENCE, IMPROPER INSTALLATION OR TESTING, UNAUTHORIZED ATTEMPTS TO REPAIR OR MODIFY, OR ANY OTHER CAUSE BEYOND THE RANGE OF THE INTENDED USE, OR BY ACCIDENT, FIRE, LIGHTNING, OR OTHER HAZARD.

LIMITATION OF LIABILITY: TO THE FULL EXTENT ALLOWED BY LAW TRENDNET ALSO EXCLUDES FOR ITSELF AND ITS SUPPLIERS ANY LIABILITY, WHETHER BASED IN CONTRACT OR TORT (INCLUDING NEGLIGENCE), FOR INCIDENTAL, CONSEQUENTIAL, INDIRECT, SPECIAL, OR PUNITIVE DAMAGES OF ANY KIND, OR FOR LOSS OF REVENUE OR PROFITS, LOSS OF BUSINESS, LOSS OF INFORMATION OR DATA, OR OTHER FINANCIAL LOSS ARISING OUT OF OR IN CONNECTION WITH THE SALE, INSTALLATION, MAINTENANCE, USE, PERFORMANCE, FAILURE, OR INTERRUPTION OF THE POSSIBILITY OF SUCH DAMAGES, AND LIMITS ITS LIABILITY TO REPAIR, REPLACEMENT, OR REFUND OF THE PURCHASE PRICE PAID, AT TRENDNET'S OPTION. THIS DISCLAIMER OF LIABILITY FOR DAMAGES WILL NOT BE AFFECTED IF ANY REMEDY PROVIDED HEREIN SHALL FAIL OF ITS ESSENTIAL PURPOSE.

Governing Law: This Limited Warranty shall be governed by the laws of the state of California.

Note: AC/DC Power Adapter, Cooling Fan, Cables and Power Supply carry a 1-Year Warranty

## Certifications

This equipment has been tested and found to comply with FCC and CE Rules.

Operation is subject to the following two conditions:

- (1) This device may not cause harmful interference.
- (2) This device must accept any interference received. Including interference that may cause undesired operation.



Waste electrical and electronic products must not be disposed of with household waste. Please recycle where facilities exist. Check with you Local Authority or Retailer for recycling advice.



**NOTE:** THE MANUFACTURER IS NOT RESPONSIBLE FOR ANY RADIO OR TV INTERFERENCE CAUSED BY UNAUTHORIZED MODIFICATIONS TO THIS EQUIPMENT. SUCH MODIFICATIONS COULD VOID THE USER'S AUTHORITY TO OPERATE THE EQUIPMENT.

### ADVERTENCIA

En todos nuestros equipos se mencionan claramente las características del adaptador de alimentación necesario para su funcionamiento. El uso de un adaptador distinto al mencionado puede producir daños físicos y/o daños al equipo conectado. El adaptador de alimentación debe operar con voltaje y frecuencia de la energía eléctrica domiciliar existente en el país o zona de instalación.



**TRENDnet**®

## Product Warranty Registration

Please take a moment to register your product online.  
Go to TRENDnet's website at <http://www.trendnet.com/register>

**TRENDnet**®

20675 Manhattan Place  
Torrance, CA 90501  
USA