



FRESH 'N REBEL

ROCKBOX **BOLD** X

manual



Product codes:

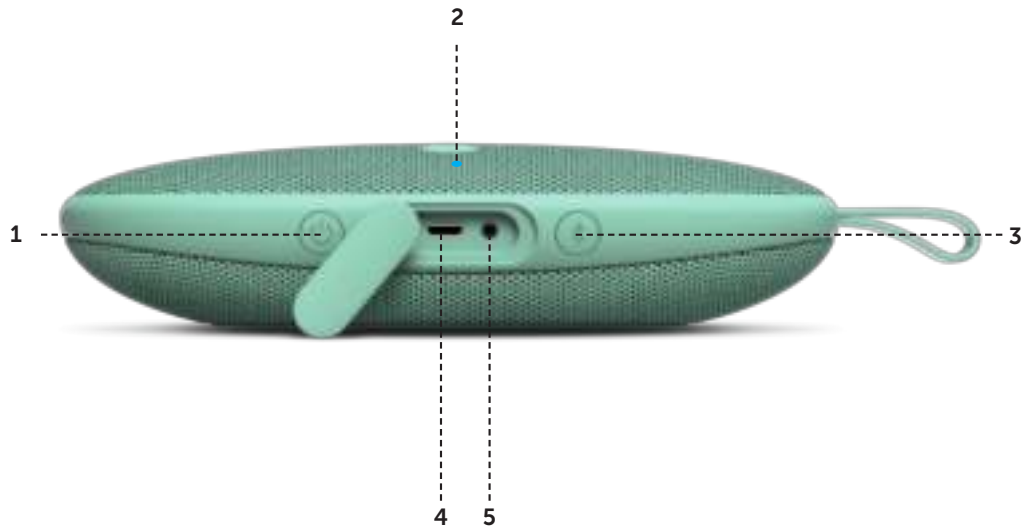
1RB6600IG v1 001 | 1RB6600MM v1 001 | 1RB6600DP v1 001

1RB6600RR v1 001 | 1RB6600PB v1 001 | 1RB6600SG v1 001

Designed by and manufactured on behalf of:
Sitecom Europe BV NL - 3011 TA, 6


ROCKBOX BOLD X

1. On/Off
2. Main LED
3. Bluetooth pairing button
4. Micro USB
5. Audio in



BUTTONS

1. Short press = Volume Down
Long press = Previous Song
2. Short press = play / pause
Short press = take / end calls
Long press = decline calls
3. Short press = Volume Up
Long press = Next Song



READY TO ROCK? HERE IS HOW!

1. Charge the speaker with the Micro USB cable.

The main LED will turn red when the speaker is charging and will turn off when the speaker is fully charged.



2. Turn the speaker on.

At the side of the speaker, you will find the on/off button. Turn on the speaker.



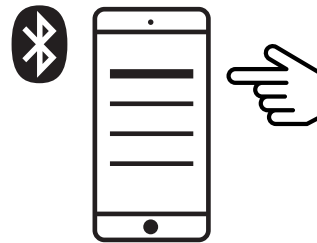
3. Press the Bluetooth button.

Press the Bluetooth button once to put the speaker in pairing mode.



4. Is the Bluetooth on your phone on?

Activate Bluetooth and select the speaker from the list of available devices. You'll hear a "bleep" when you're connected.



TURN ON THE DOUBLE FUN MODE

1. Turn on the first speaker

You will find the on/off button at the side. Turn on the first speaker.

2. Turn on the second speaker

You will find the on/off button at the side. Turn on the second speaker.

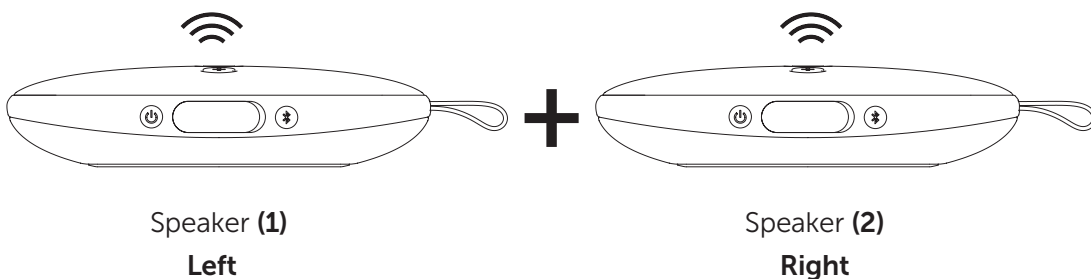
3. Prepare the first speaker for pairing

Press the Bluetooth button on the second speaker twice (short presses), you will hear a "bleep" confirming that both speakers have been paired correctly. The main LED will turn purple.

5. Turn on the Bluetooth on your phone/laptop/tablet

Activate Bluetooth and select the speaker from the list of available devices. You'll hear a beep when you're connected.

NOW LISTEN IN "DOUBLE FUN MODE"!



Trouble connecting?

When turning the speaker on, it will try to reconnect to the last device for 30 seconds. If it can't find it, it will go into pairing mode for 3 minutes and you can connect a new device. A soft reset can sometimes resolve your pairing issue, so please try to turn your speaker off and on again.

Too slow?

Your speaker will stay in pairing mode for 3 minutes only. Missed it? Press the Bluetooth button for 3 seconds.

Connect a different device?

Press the Bluetooth button to set the speaker back into pairing mode and connect a new device.

Hearing a beep?

The battery is getting low. We'll give you a warning when you have 20, 15 and 10 percent capacity left.

The speaker turned off?

The battery was below 5 percent. Charge the speaker to rock out again..

The speaker went to sleep?

You haven't played anything in the last 30 minutes or forgot to turn your speaker off? Turn your speaker off and on again to keep playing music.

Need help with warranty?

The standard 2 years store warranty is valid only upon presentation of the proof of purchase or copy hereof consisting of original invoice with the date of purchase and product code. Please contact the shop where you bought your Fresh 'n Rebel product to claim warranty. See also Warranty & Limitations.

Is your question not included? We are here to help.

Drop us a line: helpme@freshnrebel.com

IMPORTANT SAFETY INSTRUCTIONS

The safety guidelines are designed for you to get the maximum performance from your Fresh 'n Rebel product safely. To ensure reliable operation:

- Always follow all instructions and warnings closely.
- Read all instructions in the user manual carefully before operating the speaker.
- The Rockbox Bold X speakers are all IPX7 certificated.
IMPORTANT: To make sure that the Rockbox Bold is waterproof, remove all cables from the speaker and close the rubber cover on the side; As soon as you expose the Rockbox Bold X to liquids without doing this, this can cause permanent damage to the speaker. Do not expose the Rockbox Bold X to water while charging. This can cause permanent damage to the speaker or battery.
- The speaker is defined as IPX7 because the speaker can be immersed to 1 meter deep in water up to 30 minutes.
- The Rockbox Bold X does not like salt water. If the speaker still comes into contact with salt water, we advise you to rinse the speaker with tap water. To prevent salt from crystallizing on the drivers, controls or fabric casing.
- The system's water-resistant performance is based on measurements under the conditions described herein. Please note that malfunctions due to water immersion caused by misuse are not covered by warranty.
- Do not attempt to modify or open the speaker. There are no serviceable parts inside and this will void your warranty.
- Do not operate the speaker in or near a significant heat source, heat vent, or under direct sunlight for long durations.
- The speaker should be used in environment ranging from 5 °C - 45°C (41°F – 113°F).
- Do not cover the speaker with paper or other materials. This may affect its cooling capacity.
- Do not place heavy objects on the speaker.
- Do not attempt to push objects into openings of the speaker
- Do not rely on your speaker for emergency communications.
- Keep your speaker away from medical devices, including pacemakers and hearing aids.
- Turn off your speaker in aircrafts. Using your speaker in an aircraft might affect aircraft operations and might be illegal.
- Keep a minimum distance of 5 mm around the speaker for sufficient ventilation.
- No naked flame sources, such as lighted candles, should be placed on the speaker.
- Attention should be drawn to the environmental aspects of battery disposal.
- The battery shall not be exposed to excessive heat such as sunshine, fire or the like.
- CAUTION: Danger of explosion if battery is incorrectly replaced. Replace only with the same or equivalent type.

Warranty & Limitations

We warranty the product against defects in material and workmanship under normal usage for a period of 2 year from the date of purchase. During that period, defective products may be offered for repair or replacement at the store where the product was bought. The warranty does not cover accidental damage, wear and tear, incidental loss, or use beyond the instructions in the user manual.

Products specifications

Output power: 1 x 5W + 1 x 10W
DC input: Max. 5V/2A (micro USB)
Battery capacity: 7.4V / 2300mAh
Bluetooth: 4.2
Size: 160 x 95 x 38 mm
Product weight: 330 gram