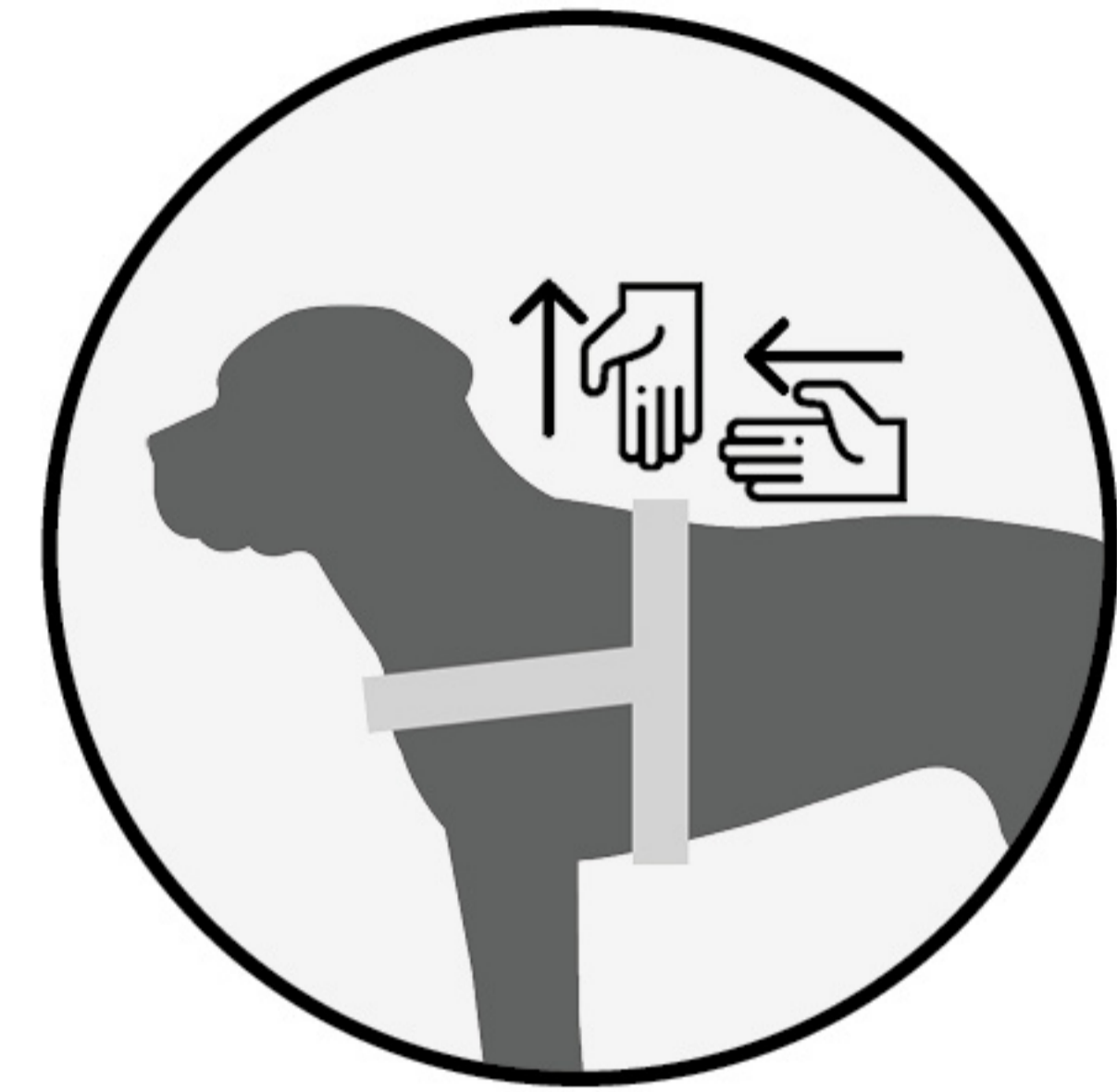
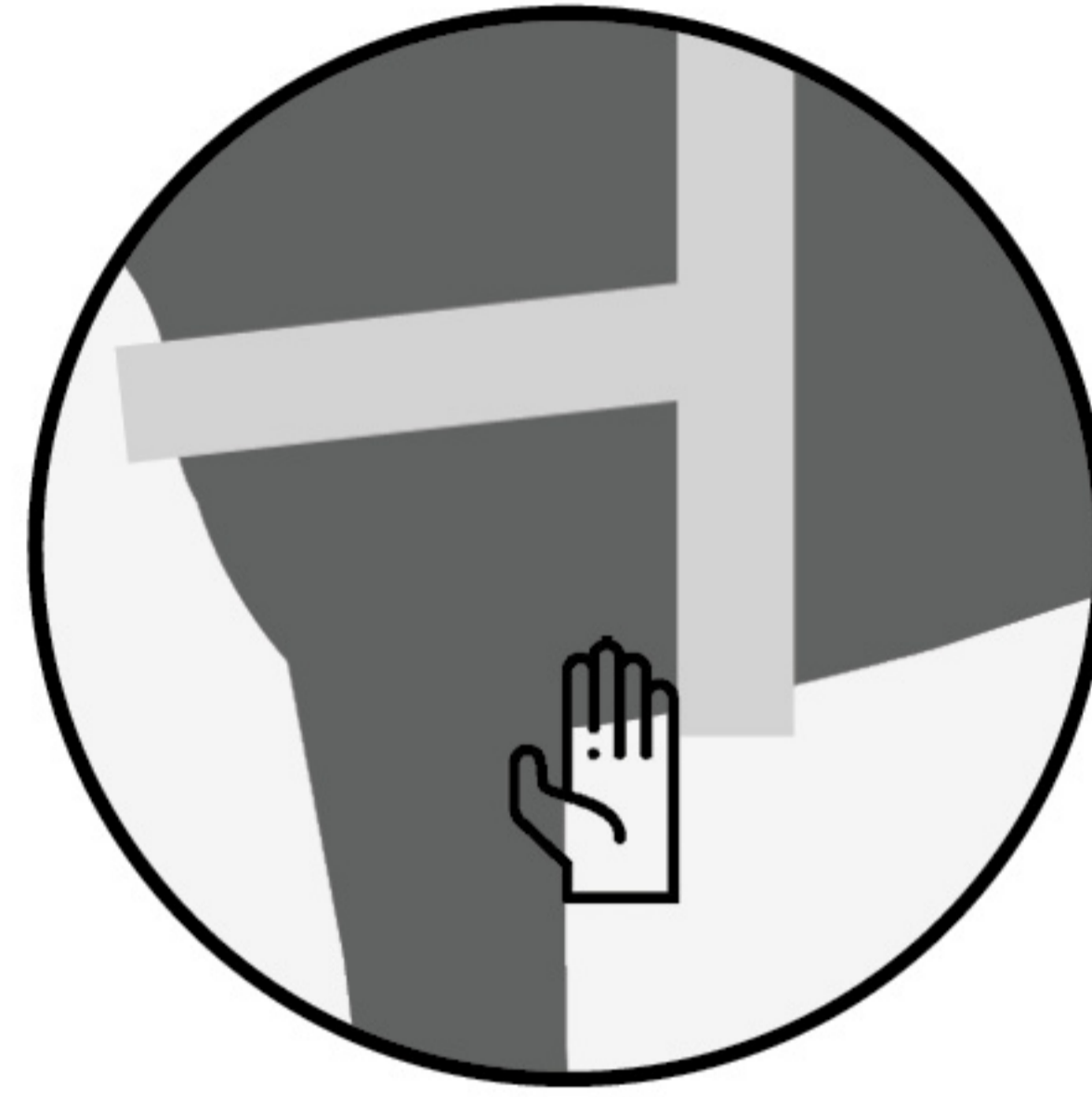
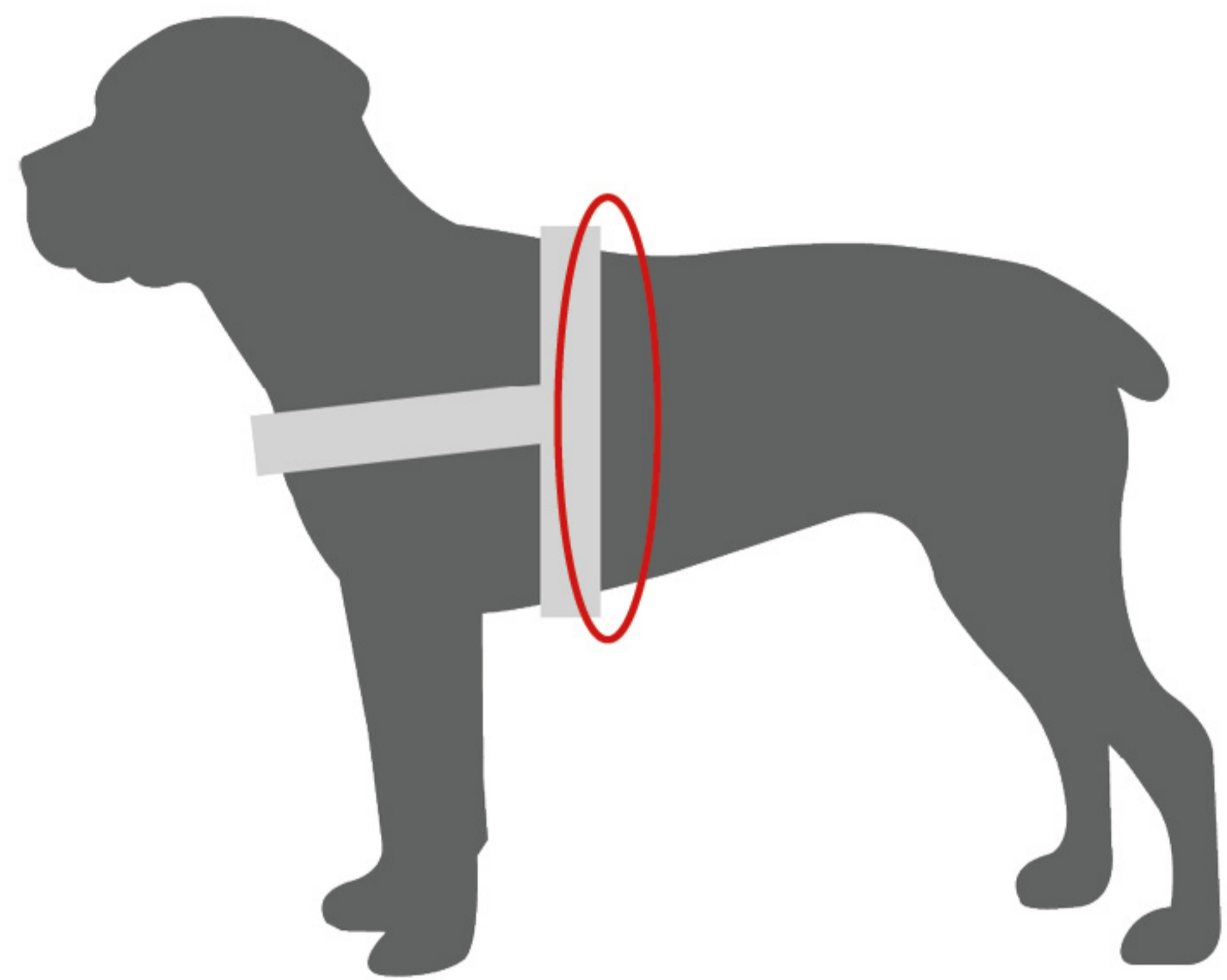


## Size Chart : Harness Body Safe



This harness is available in seven different sizes. We recommend taking your dog's measurements to choose the appropriate size. To do this, **measure the circumference** of your dog's chest: place either **2 fingers (for sizes XXS-XS-S)** or **4 fingers (for sizes ML-XL-XXL)** behind the front legs and from this distance, measure the chest.

We also recommend that you are able **put your hand under the harness** at the back of your dog in order to give your dog maximum freedom of movement.

### Circumference

### Chest Distance

XXS

33-45 cm / 13 - 17.5 in

2 fingers

XS

40-53 cm / 15.5-21 in

2 fingers

S

49-67 cm / 19.5-26.5 in

2 fingers

M

58-76 cm / 23-30 in

4 fingers

L

63-85 cm / 25-33.5 in

4 fingers

XL

71-96 cm / 28-38 in

4 fingers

XXL

82-115 cm / 32.5-45.5 in

4 fingers

## Size Chart : Harness Active Velvet



XXS

neck : 14-22cm / belly : 36-42cm / chest : 16cm

XS

neck : 22-36cm / belly : 43-52cm / chest : 19,5cm

S

neck : 26-40cm / belly : 52-64cm / chest : 23cm

M


neck : 30-48cm / belly : 62-74cm / chest : 30cm

L


neck : 38-58cm / belly : 70-86cm / chest : 35cm

XL

neck : 48-70cm / belly : 78-96cm / chest : 38,5cm



## Size Chart : Harness Loop



**XS**

width : 1,5cm / neck : 24-36cm / belly : 28-45cm /  
back : 8cm / front : 11-14cm

**S**


width : 2cm / neck : 32-45cm / belly : 37-64cm /  
back : 10cm / front : 14-20cm

**M**

width : 2,5cm / neck : 39-64cm / belly : 52-89cm /  
back : 15cm / front : 19-28cm

**L**

width : 3cm / neck : 58-100cm / belly : 58-100cm /  
back : 18cm / front : 27-39cm










## Dog Collar Velvet Leather

### How to take measurements ?

We recommend to use a measuring tape to measure your dog's neck. The measurement obtained will correspond to the middle hole on the collar (see illustration). You can then compared it with our size guide below.

**Example :** If you dog's neck measurments is 48cm, we then advice to choose the **M** size



|   |            | Length<br>cm | Width<br>cm |
|---|------------|--------------|-------------|
|  | <b>XXS</b> | 28-34        | 1,5         |
|  | <b>XS</b>  | 32-38        | 1,5         |
|  | <b>S</b>   | 36-42        | 1,5         |
|  | <b>M</b>   | 44-54        | 2,5         |
|  | <b>ML</b>  | 50-60        | 2,5         |
|  | <b>L</b>   | 55-62        | 2,5         |
|  | <b>XL</b>  | 60-68        | 2,5         |











## Dog Collar Velvet Leather

### How to take measurements ?

We recommend to use a measuring tape to measure your dog's neck. The measurement obtained will correspond to the middle hole on the collar (see illustration). You can then compared it with our size guide below.

**Example :** If you dog's neck measurments is 48cm, we then advice to choose the **M** size



|   |            | Length<br>cm | Width<br>cm |
|---|------------|--------------|-------------|
|  | <b>XXS</b> | 28-34        | 1,5         |
|  | <b>XS</b>  | 32-38        | 1,5         |
|  | <b>S</b>   | 36-42        | 1,5         |
|  | <b>M</b>   | 44-54        | 2,5         |
|  | <b>ML</b>  | 50-60        | 2,5         |
|  | <b>L</b>   | 55-62        | 2,5         |
|  | <b>XL</b>  | 60-68        | 2,5         |

## Dog Collar Triangle

### How to take measurements ?
















We recommend to use a measuring tape to measure your dog's neck. The measurement obtained will correspond to the middle hole on the collar (see illustration). You can then compared it with our size guide below.

**Example :** If you dog's neck measurments is 48cm, we then advice to choose the **M** size

Dog Collar Length till the middle hole



Neck size

|   |            | Length<br>cm | Width<br>cm | Recommended<br>Breed  |
|---|------------|--------------|-------------|---|
|  | <b>XXS</b> | 28-34        | 1,5         |    |
|  | <b>XS</b>  | 32-38        | 1,5         |    |
|  | <b>S</b>   | 36-42        | 1,5         |    |
|  | <b>M</b>   | 44-54        | 2,5         |    |
|  | <b>ML</b>  | 50-60        | 2,5         |    |
|  | <b>L</b>   | 55-62        | 2,5         |   |
|  | <b>XL</b>  | 60-68        | 2,5         |    |

## Dog Collar Plaited Nylon

### How to take measurements ?







We recommend to use a measuring tape to measure your dog's neck. The measurement obtained will correspond to the middle hole on the collar (see illustration). You can then compared it with our size guide below.

**Example :** If you dog's neck measurments is 48cm, we then advice to choose the **M** size

Dog Collar Length till the middle hole



Neck size

|   |            | Length<br>cm | Width<br>cm |
|---|------------|--------------|-------------|
|  | <b>XS</b>  | 32-38        | 1,5         |
|  | <b>S</b>   | 36-42        | 1,5         |
|  | <b>M</b>   | 44-54        | 2,5         |
|  | <b>ML</b>  | 50-60        | 2,5         |
|  | <b>L</b>   | 55-62        | 2,5         |
|  | <b>XXL</b> | 60-68        | 2,5         |

## Dog Collar Plaited Nylon

### How to take measurements ?







We recommend to use a measuring tape to measure your dog's neck. The measurement obtained will correspond to the middle hole on the collar (see illustration). You can then compared it with our size guide below.

**Example :** If you dog's neck measurments is 48cm, we then advice to choose the **M** size

Dog Collar Length till the middle hole









Neck size

|   |            | Length<br>cm | Width<br>cm |
|---|------------|--------------|-------------|
|  | <b>XS</b>  | 32-38        | 1,5         |
|  | <b>S</b>   | 36-42        | 1,5         |
|  | <b>M</b>   | 44-54        | 2,5         |
|  | <b>ML</b>  | 50-60        | 2,5         |
|  | <b>L</b>   | 55-62        | 2,5         |
|  | <b>XXL</b> | 60-68        | 2,5         |



## Size Chart : Dog Collar Jacquard

|   |            | Length<br>cm | Width<br>cm |
|---|------------|--------------|-------------|
|    | <b>XS</b>  | 32 - 38      | 3           |
|  | <b>S</b>   | 37 - 43      | 3           |
|  | <b>M</b>   | 41 - 51      | 3           |
|  | <b>M/L</b> | 49 - 59      | 5           |
|  | <b>L</b>   | 53 - 63      | 5           |
|  | <b>XL</b>  | 62 - 72      | 5           |

### How to take measurements ?

We recommend using a measuring tape to measure the circumference of your dog's neck. You can then compare it with our size guide. The measurements are taken from the first hole to the last.

**Example :** If you dog's neck measurements is 47cm, we then advice to choose the **M** size


#### First hole



#### Last hole









## Size Chart : Dog Sweater Teddy Fleece



|            | cm |    |    |
|------------|----|----|----|
|            | x  | y  | z  |
| <b>XXS</b> | 25 | 18 | 20 |
| <b>XS</b>  | 34 | 19 | 22 |
| <b>S</b>   | 40 | 20 | 26 |
| <b>SM</b>  | 48 | 21 | 26 |
| <b>M</b>   | 54 | 24 | 28 |
| <b>L</b>   | 70 | 28 | 30 |
| <b>XL</b>  | 78 | 34 | 36 |
| <b>XXL</b> | 93 | 42 | 48 |



## Size Chart : Dog Collar Velvet

|   |     | Length<br>cm | Width<br>cm |
|---|-----|--------------|-------------|
|    | XXS | 18-26        | 1,1         |
|  | XS  | 25-38        | 1,5         |
|  | S   | 28-40        | 2           |
|  | M   | 36-52        | 2,5         |
|  | L   | 42-68        | 2,5         |
|  | XL  | 45-75        | 3           |






### How to take measurements ?

This collar is adjustable. One of the easiest ways to ensure that you order the right size collar for your dog is to measure your dog neck. Once you have the measurements, you can compare it with our size chart above.





## Size Chart : Dog Collar Loop







|   |    | Length<br>cm | Width<br>cm |
|---|----|--------------|-------------|
|    | XS | 35           | 1,5         |
|  | S  | 40           | 2           |
|  | M  | 45           | 2,5         |
|  | L  | 50           | 2,5         |
|  | XL | 60           | 2,5         |

### How to take measurements ?

This collar is adjustable. One of the easiest ways to ensure that you order the right size collar for your dog is to measure your dog neck. Once you have the measurements, you can compare it with our size chart above.



## Size Chart : Dog Collar Handmade Pearls

|   |            | Length<br>cm | Width<br>cm |
|---|------------|--------------|-------------|
|    | <b>XS</b>  | 33,5-39,5    | 1,8         |
|  | <b>S</b>   | 37,5-43,5    | 2,8         |
|  | <b>M</b>   | 48-58        | 2,9         |
|  | <b>M/L</b> | 54-64        | 3           |
|  | <b>L</b>   | 56-66        | 3,5         |
|  | <b>XL</b>  | 62-72        | 3,5         |

### How to take measurements ?

We recommend to use a measuring tape to measure your dog's neck. The measurement obtained will correspond to the middle hole on the collar (see illustration). You can then compared it with our size guide below.

**Example :** If you dog's neck measurments is 50 cm, we then advice to choose the **M** size

### Dog Collar Length till the middle hole








### Neck size

Measurements (table above) are taken from the beginning of the buckle to the first and last hole.



## Size Chart : Dog Collar Corduroy

|   |    | Length<br>cm | Width<br>cm |
|---|----|--------------|-------------|
|    | XS | 25-38        | 1,5         |
|  | S  | 28-40        | 2           |
|  | M  | 36-52        | 2,5         |
|  | L  | 42-68        | 2,5         |
|  | XL | 45-75        | 3           |

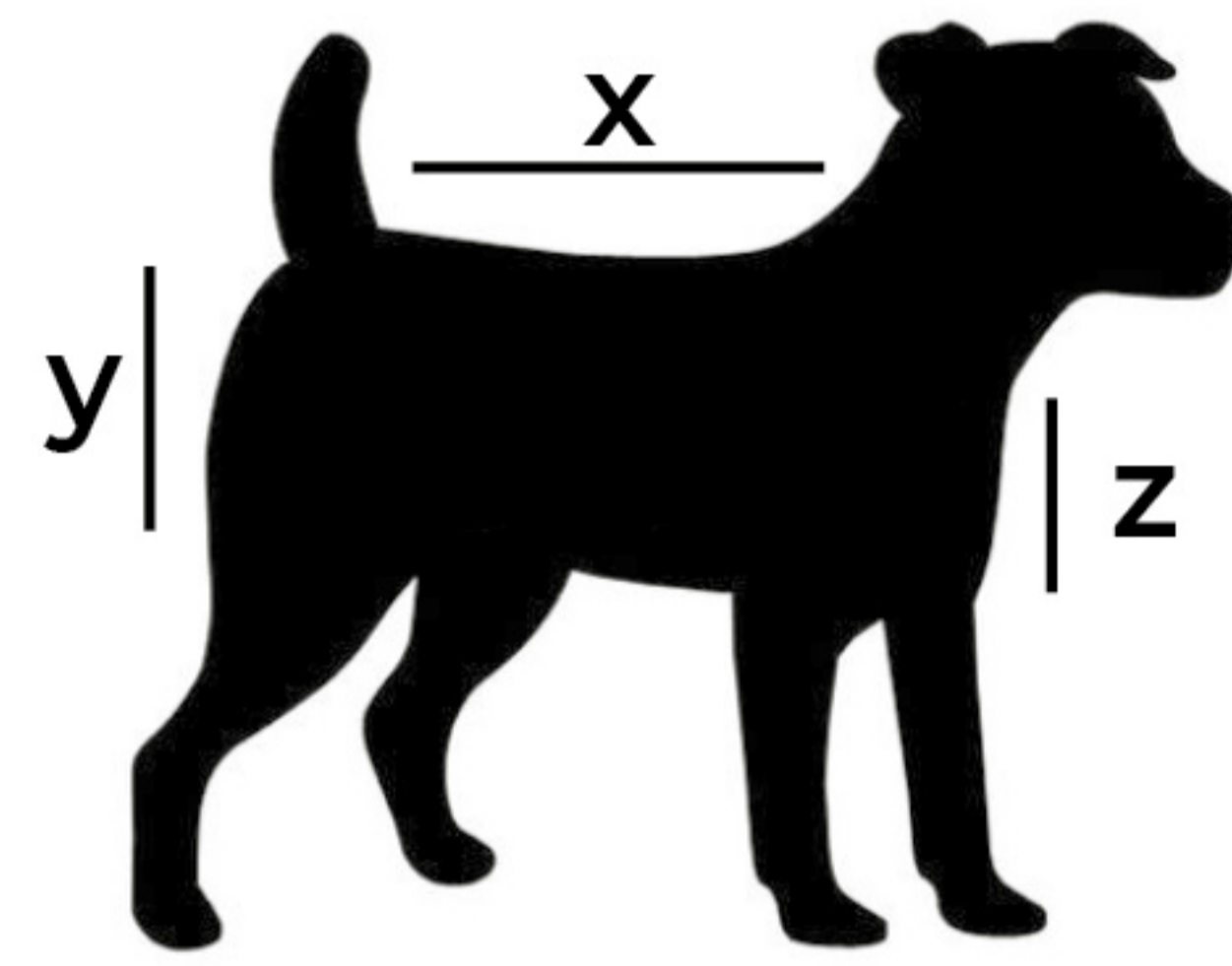
### How to take measurements ?









This collar is adjustable. One of the easiest ways to ensure that you order the right size collar for your dog is to measure your dog neck. Once you have the measurements, you can compare it with our size chart above.






## Size Chart : Dog Coat



|            | cm |    |    | inch |      |     | recommended breed     |   |
|------------|----|----|----|------|------|-----|-----------------------|---|
|            | x  | y  | z  | x    | y    | z   |                       |   |
| <b>XXS</b> | 25 | 18 | 6  | 10   | 7    | 2,4 | Chihuahua             |  |
| <b>XS</b>  | 31 | 20 | 6  | 12   | 8    | 2,4 | Jack Russel           |  |
| <b>S</b>   | 35 | 23 | 7  | 14   | 9    | 2,8 | Parson Russel Terrier |  |
| <b>S/M</b> | 42 | 26 | 7  | 17   | 10   | 2,8 | Beagle                |  |
| <b>M</b>   | 46 | 26 | 7  | 18   | 10   | 2,8 | Vizla                 |  |
| <b>L</b>   | 56 | 27 | 8  | 22   | 10,5 | 3,2 | Labrador              |  |
| <b>XL</b>  | 62 | 28 | 9  | 24   | 11   | 3,5 | German Sherpard       |  |
| <b>XXL</b> | 71 | 30 | 11 | 28   | 13   | 4,3 | Ridgeback             |  |



## Size Chart : Dog Coat Towel



|            |         | cm   |      |  |
|------------|---------|------|------|--|
|            | x       | y    | z    |  |
| <b>XXS</b> | 22,5-28 | 18   | 19   |  |
| <b>XS</b>  | 28-36   | 22   | 22,5 |  |
| <b>S</b>   | 36-44   | 25   | 25,5 |  |
| <b>M</b>   | 44-54   | 28,5 | 31,5 |  |
| <b>L</b>   | 55-66   | 30   | 37   |  |
| <b>XL</b>  | 66-76   | 38   | 42   |  |
| <b>XXL</b> | 76-86   | 44   | 55   |  |