

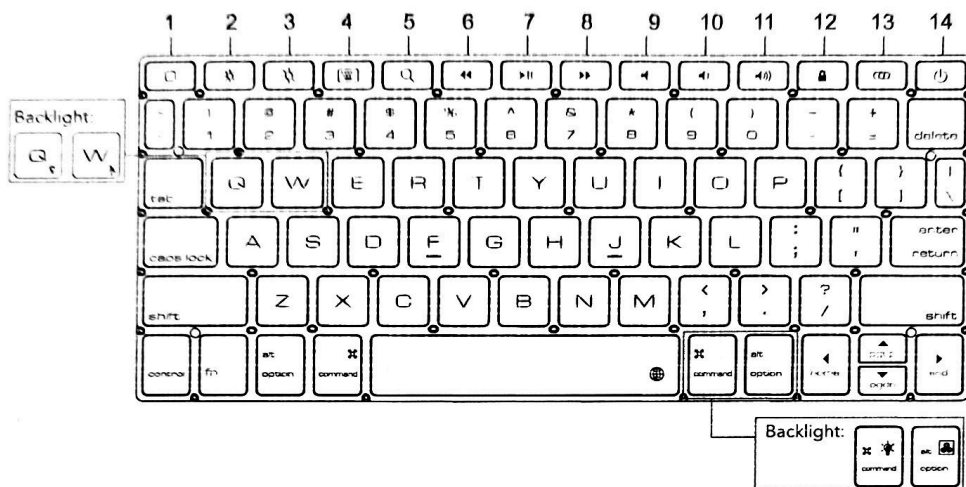
F102/F13

Wireless Keyboard

F102T/F102TS/F102B/F102BS/F24T/F24TS/F26T/F26TS

INSTRUCTIONS

⊙ Keyboard function





1. Home (Displays the iPad home screen)
2. Darker
3. Brighter
4. Virtual keyboard
5. Search (Launches the iPad search function)
6. Back
7. Play/Pause (Note: third party player video is not supported)
8. Forward
9. Mute
10. Volume down
11. Volume up
12. Lock screen (Click on the lock screen)
13. Pair code (Keep pressing for 2 seconds)
14. Power button (Keep pressing for 3 seconds to turn on/off; To check power status, press the key and hold 1 second)

Special key instructions

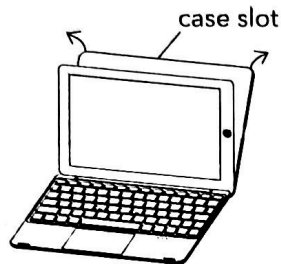
1. + Switch input method by pressing + (Note: Wubi input method is not supported)
2. + Turn on/off or adjust the backlit.
Operating method: Press once to turn on the backlit; Press again will increase the brightness; The third time will maximize the brightness; The fourth time will turn off the backlit (only backlight version)
3. + Press these two keys to switch the rainbow backlight and white color (only backlight version)
4. To type the character in grey area, hold shift and press the desired character
5. + other keys can realise some uncommon special characters
6. Some special short characters
Cut + Paste + Select All + Copy +
7. Breathing lamp mode: There are 2 key combinations (only backlight version)
 + control breathing lamp switch
 + controls the speed of the breathing lamp

⊙ Load/Unload your iPad

Load the iPad

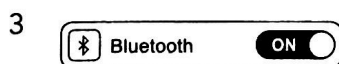




Unload the iPad




To unload the iPad by breaking out protective shell with your hands

⊙ Wireless connection



Open your Bluetooth signal, keep the Bluetooth showing "on" search state



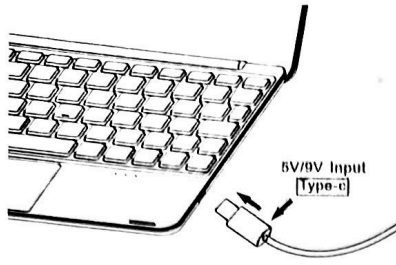
Settings menu-Other devices- choose "iPad Keyboard". The wireless signal light stays on after paired successfully

Note: Bluetooth will automatically be connected when using next time

⊙ Product features

- Wireless connection without password, easy to handle
- Clamshell bracket design to meet your visual needs
- Super light and thin design, very portable
- With rainbow backlight effect, more fashionable
- Support energy saving sleep mode
- With the function of touchpad, the operation is more convenient (F102T/F102TS/F24T/F24TS/F26T/F26TS)
- Power status indicator

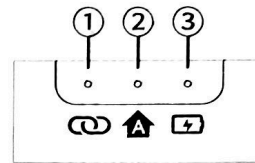
① Charging instructions & maintenance



Maintenance: keep at normal temperature and charge at normal voltage. If you don't use it for long time, you need to charge your keyboard in time (once of two months)

Indicators Instructions

- ① Blue LED: Blink at pairing; Stays on after paired successfully
 - ② White LED: Caps lock indicator
 - ③ Red/Green LED: Blink at low-battery, the red light turns on when charging; green light when fully charged
- ★ To check power status, press the key and hold 1 second
- Red LED flickers once: >25% power left
Red LED flickers twice: >50% power left
Red LED flickers 3 times: >75% power left



② Product parameters

1. Operating distance: 10 m
2. Working voltage: 3.3~4.2V
3. Charging current: 250 mA
4. Standby time: 90 days
5. Lithium battery capacity: 500 mAh
6. Continuous working time:
 - <5 hours (with backlight on)
 - 80 hours (Open touch, without backlit)
 - 300 hours (Turn off touch and backlight)
7. Charging time: < 3 hours
8. Key life: > 5 million strokes
9. Operating temperature: 0~55°C

③ Matters needing attention

1. Keep the keyboard away from sharp objects
2. Do not place heavy objects on the keyboard
3. Do not forcefully distort the keyboard
4. Stay away from oil or other organic objects

*.We won't note you if changing the content of the instructions and specifications.

⚠ Caution: To use this product property, please read the instructions

MADE IN CHINA

PME000253