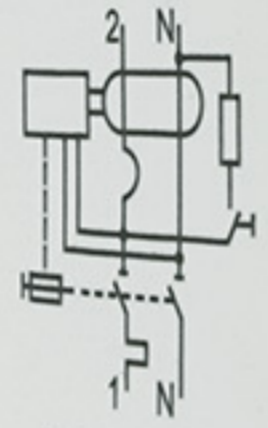






L Load N

EM EMAT




IEC/EN 61009-1

EA16-32

B32  E3 

230/240V 50Hz

I<sub>Δn</sub> 30mA

6000 [3] t ≤ 0.1S 

KEMA KEUR CE S

L Line N