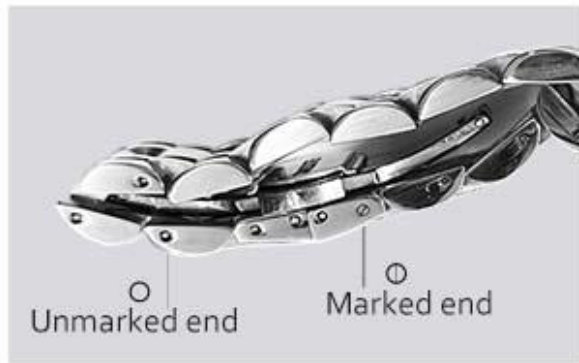


①



Find the **unmarked** end of the pins on the strap.

②



Place the links on the watch tool. Align the **unmarked** end of the pin with the tool needle.

③




Turn the tool needle to push the pin out.

④



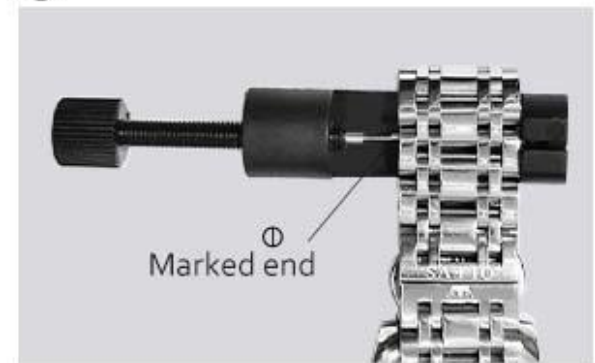
Repeat until desired number of links are removed.

⑤



Rejoin strap parts. Insert the **unmarked** end of the pin into the strap.

⑥



Align the **marked** end of the pin with the tool needle. Press pin into the strap until it is flush.