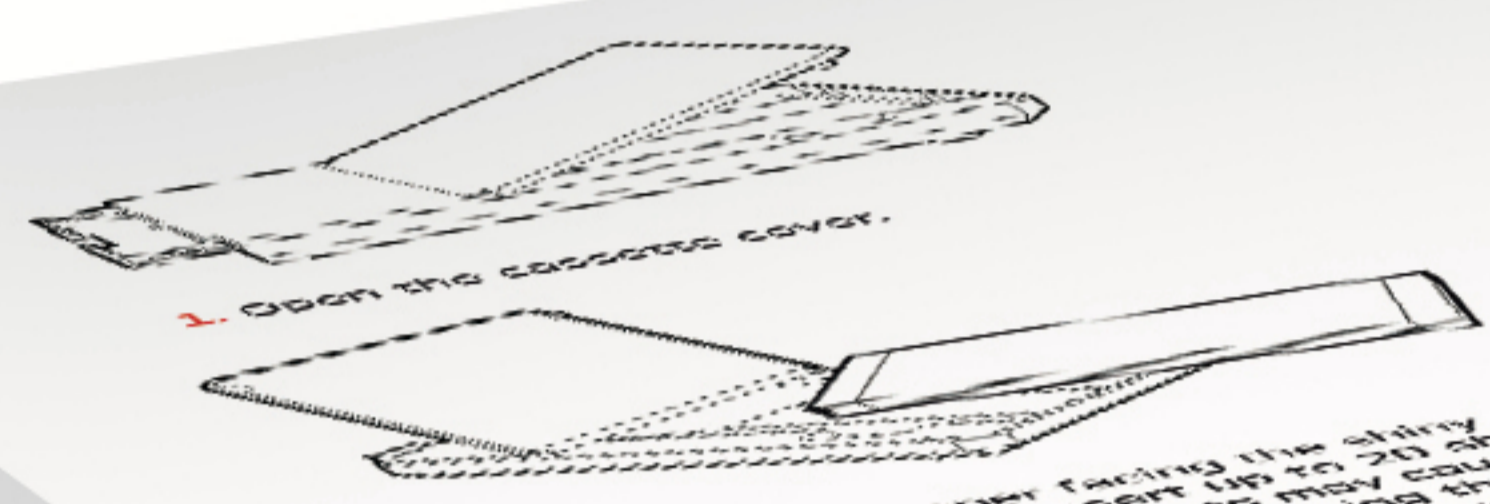
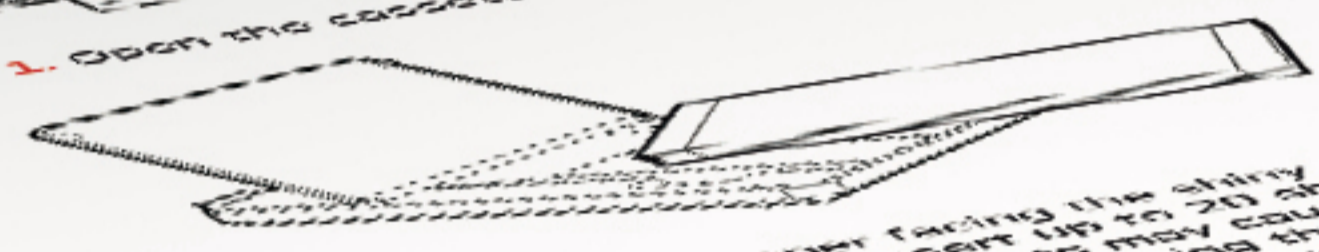





AGFAPHOTO
Agfaphoto Realipix 3




1. Open the printer cover.



2. Insert the paper facing the shiny side up. You can insert up to 20 sheets. Inserting more than 20 sheets may cause a malfunction. Be sure to align the photo paper with your hands so it may affect the photo quality.



3. Close the printer cover. Do not touch the printer while the cover is closed. If the printer is not working, check the connection.



4. Close the printer cover. Do not touch the printer while the cover is closed. If the printer is not working, check the connection.

AGFAPHOTO



Photo Printer
Realipix Moments

Photo Printer
Realipix Moments

- Compatible with Windows 7, Windows 8, Windows 10, Mac OS X 10.6.8 or later, Linux Ubuntu 12.04 LTS or later, and Android 4.0 or later.
- Supports Bluetooth® wireless technology for easy printing from your smartphone or tablet.
- Supports printing from a smartphone or tablet via the Realipix Moments app.
- Supports printing from a smartphone or tablet via the Realipix Moments app.
- Supports printing from a smartphone or tablet via the Realipix Moments app.
- Supports printing from a smartphone or tablet via the Realipix Moments app.
- Supports printing from a smartphone or tablet via the Realipix Moments app.
- Supports printing from a smartphone or tablet via the Realipix Moments app.
- Supports printing from a smartphone or tablet via the Realipix Moments app.
- Supports printing from a smartphone or tablet via the Realipix Moments app.
- Supports printing from a smartphone or tablet via the Realipix Moments app.

