

# Benz SLS AMG Ride-On

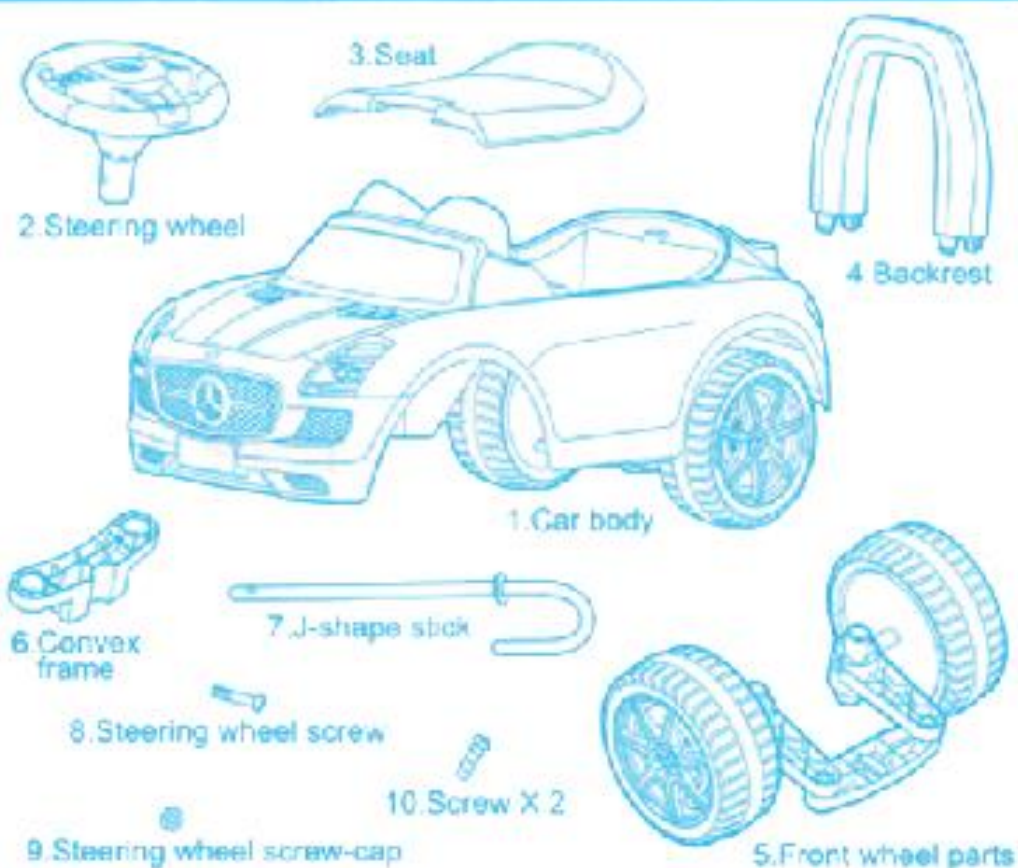
Read Operation Instructions Carefully Before Use

*Mercedes-Benz*  
**SLS AMG**



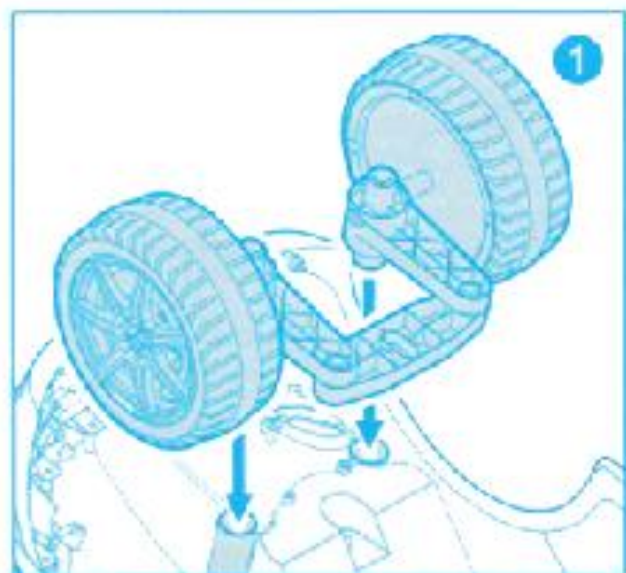
Please read the installation instructions carefully before installation.

## Parts list



## Beginning of assembly

### 1. Assembly of car body (please see the assembly order)



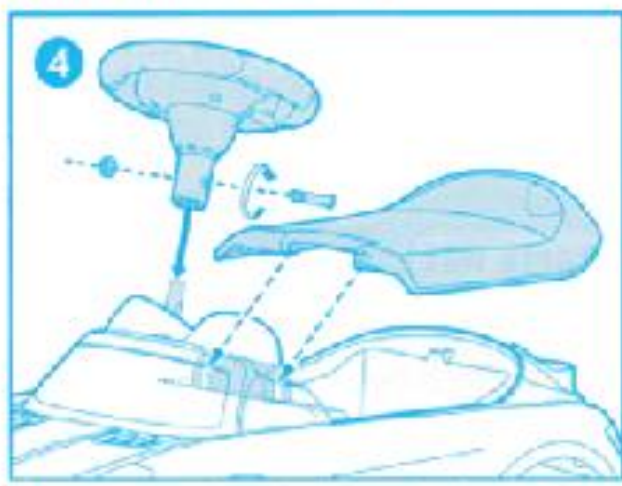
Turn over the car, insert the front wheel parts into the assigned location of car bottom.



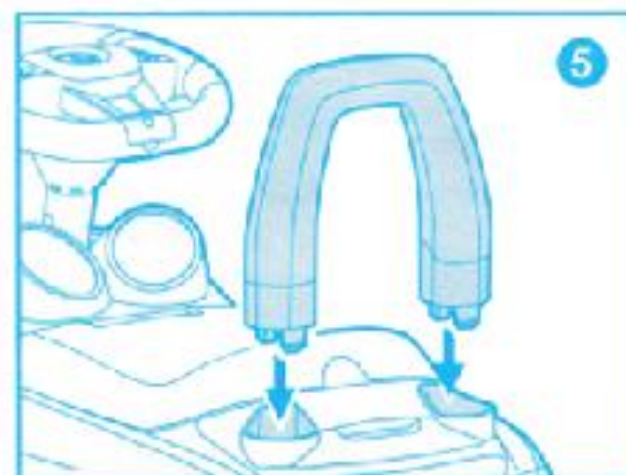
Insert the convex frame into the assigned location of front wheel along with the direction of arrow, and fix it with screw.




Insert the J-shape stick into the assigned location.



Insert the steering wheel into the J-shape stick, and fix it with the screw and screw cap. Insert the seat into the assigned location of car body.

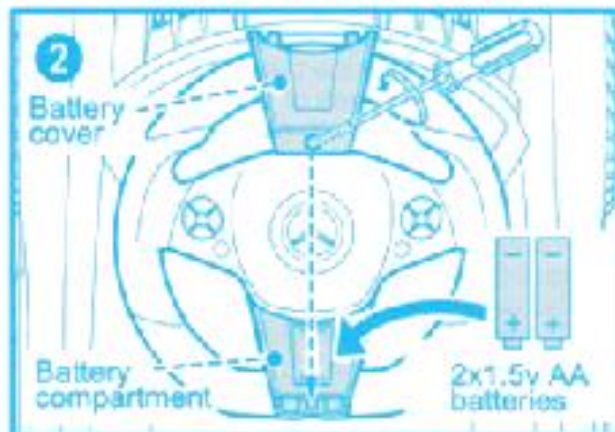


Insert the backrest into the assigned location of the car rear end.



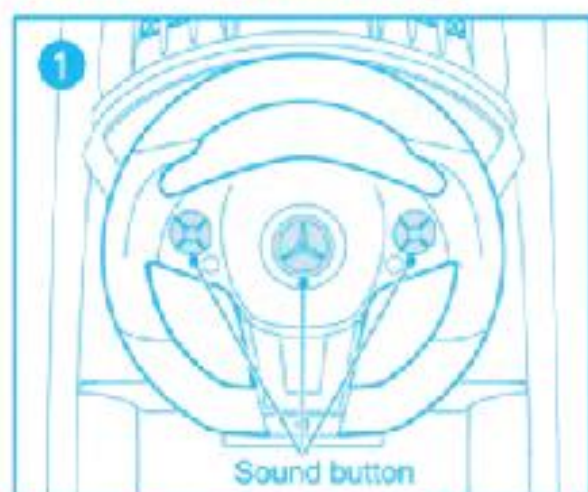
Finished.

## Installation and replacement of steering wheel batteries

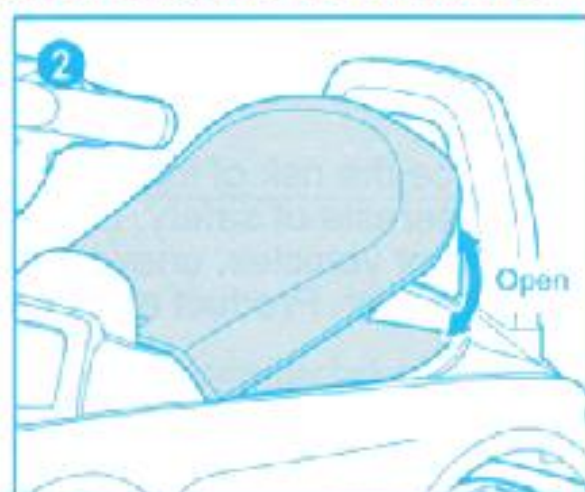


Open the steering wheel battery cover, find the positive pole and negative pole, and put 2 AA batteries into the compartment properly, then close the battery cover and fix it with the screw.

## Operating function



There are three sound buttons on the steering wheel, when press the button, the sound will be on.



Open the seal and put the goods in it.

**Caution!** When installing new batteries, dangers such as damage, heat, liquid leakage etc. might happen, please pay attention to the following cautions:

1. This product should use NO.5 AA batteries (2 pieces).
2. Please ask adults for replacing new battery.
3. Install the new batteries correctly, and pay special attention to the positive pole and negative pole.
4. The batteries are not chargeable and should not be disassembled, heated and put into fire, which are to avoid direct short.
5. Non-chargeable batteries should not be charged, chargeable batteries should only be charged under the guidance of adults. Chargeable batteries should be taken out from the toy before charging.
6. Please do not mix different type batteries, used batteries and new batteries; mixed battery use would affect the operational life span of batteries, and used batteries would have the danger of liquid leakage and damage etc. Thus the batteries should be replaced entirely.
7. When the electric power of battery is insufficient, the audio would be muted, and the music could not keep pace with the rhythm. Under which condition new batteries should be installed.
8. If the batteries are not being used for a long time, please take batteries out to avoid liquid leakage. Please take batteries out when out of electric power.
9. The power supply terminals should not be direct short.
10. Different types of batteries are not to be mixed.
11. Exhausted batteries are to be removed from the toy.

## Safety operation guide

This operation guide shows you how to ensure children riding the motor with joy and safety. Please read below safety operation guide carefully before use.

- 1) Children should ride the car properly with adult's guidance and instructions, otherwise children themselves or others may be hurt.
- 2) Some possible sharp edge, cuspidal points or small parts may be on the toy before assembly, so the toy should be assembled by adult.
- 3) Don't ride the car in such dangerous places as street, road, steep slope and beside swimming pool. Otherwise, it may cause traffic accident or drowning hazard.
- 4) The item is only suitable for children of 2-6 years old. Children must put on protective equipments before use, such as: helmet, hands pads and knee pads.
- 5) The car maximum load is 23 kg. No overload running.
- 6) To avoid suffocation, keep all bags away from babies and children. Dispose of all bags immediately.
- 7) Some parts of the car will be damaged if it is improperly ridden.
- 8) Small parts possibly fall off when this toy car is used, so it is not suitable for children under 2 years old.
- 9) Please frequently check whether the various parts are completely in good condition or not when installing and using, and they should be regularly checked and maintained.
- 10) Instructions are to be kept as they contain important information.  
The package contains important information, please keep it.

### WARNING:



## WARNING

To reduce the risk of injury, adult supervision is required at all times. In the interests of safety, **DO NOT** use this product on public roads, near motor vehicles, uneven ground, swimming pools or where there is water. Product must only be used by one child at a time.



## WARNING

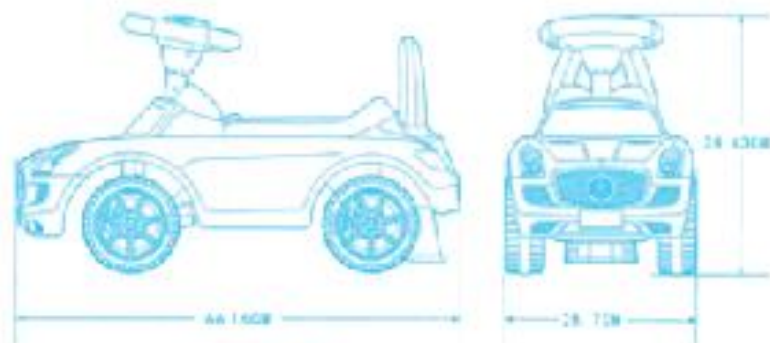
Protective clothing and equipment should always be worn when using this product.



## WARNING

Please keep the product and all parts away from children before full assembly has been completed by a responsible adult. Unassembled product contains small parts and potentially harmful sharp edges.

### Dimensions of car



MADE IN CHINA

K07-SMS-072-021

021-02

"Mercedes-Benz", ,  and the design of the enclosed product are subject to intellectual property protection owned by Daimler AG. They are used by Chi Lok Bo Toys Company Limited under license.