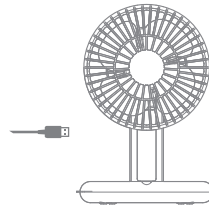


! Notice

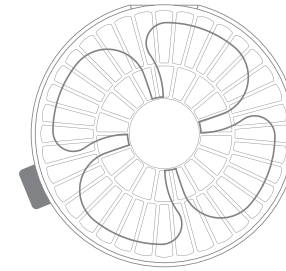
1. The working voltage is DC 5V, do not use the unmatched power source.
2. Please Keep away from gasoline, paint, flammable liquids,gases and heat generating devices when use this product.
3. Do not disassemble or repair the product yourself. Please contact the seller or manufacturer when the malfunction occurs.
4. Do not immerse the product or power cable into water to avoid malfunction occurs.
5. Power adapter is not involved, please be sure to use the quality adapter that made by standard manufacturer and complies with the national CCC certification when you charging the product.
6. Do not touch the rotating fan blade with your hand when use the fan.
7. This product is restricted to people over 10 years old. Children under 10 years old need to be under the supervision of parents.

Charging Method:

1. **Computer power supply:** Plug the small plug of the delivered USB power cable into the micro socket of the product and plug the other end into the USB port of the computer.
2. **Socket power supply:** plug the small plug of the delivered USB power cable into the micro socket of the product, connect the other end to the USB adapter, and then plug the adapter into the power socket.



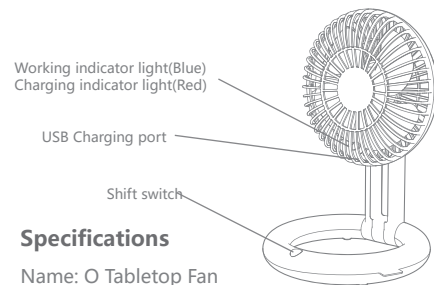
- Insert USB small plug, lights up
- Charging with USB 5V, lights off after the battery is full



DESKTOP
FAN

INSTRUCTIONS FOR USE

Instructions



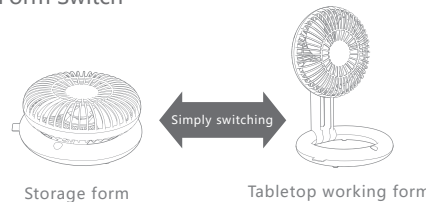
Specifications

Name: O Tabletop Fan
Code: JP-Ozds
Material: PP+ABS
Weight: 350g
Input: DC 5V 1A
Size: 170mm*170mm*72mm
Accessories: USB Cable*1 Tabletop Fan*1 Manual*1
Executive standard: GB 4706.1-2005 GB4706.27-2008

Operation Method

- **Fan use**
Short press the switch, tabletop fan starts working and blue indicator light lights on.
→Weak → Mid → Strong
Long press the switch, stop working and blue indicator light lights off

- **Form Switch**



- **Cleaning Method**

Rotate the fore wind shield and take it off, lightly wipe the fan blades with a wet cotton cloth

