



---

# Contents

<b>Overview of the handset</b> .....	4
<b>Overview of the A170A/A270A base</b> .....	5
<b>Illustration in the user guide</b> .....	6
<b>Safety precautions</b> .....	7
<b>Getting started</b> .....	8
Contents of the package .....	8
Connecting the base to power supply and telephone network .....	9
Connecting the base to the router .....	9
Connecting the charging cradle (if supplied) .....	9
Setting up the handset for use .....	10
<b>Operating the handset</b> .....	12
<b>Making calls</b> .....	13
Making a call .....	13
Accepting a call .....	13
Caller display .....	14
Handsfree mode (A270/A270A only) .....	14
Automatic network provider selection (Preselection) .....	15
<b>Directory</b> .....	16
<b>Message/call lists</b> .....	17
Call list .....	17
Answer machine list (A170A/A270A only) / network mailbox list .....	18
<b>Local answer machine (A170A/A270A only)</b> .....	19
Setting up the answer machine .....	19
Operation using the handset .....	20
Operation when on the move (remote operation) .....	22
<b>Network mailbox</b> .....	23
<b>Using handsets</b> .....	23
Locating a handset – "Paging" (A170A/A270A only) .....	23
Registering a handset .....	23
De-registering the handset .....	24
Making internal calls .....	24
<b>Additional functions</b> .....	26
Alarm clock .....	26
ECO DECT .....	26
Quick dial .....	27


<b>Telephone settings</b> .....	<b>28</b>
Call volume.....	28
Ringtones .....	28
Display language .....	29
Music on hold .....	29
Key 1 .....	29
System PIN .....	30
Repeater support (A170A/A270A only) .....	30
Resetting the system .....	31
Operating the base with a PABX/router .....	32
<b>Customer Service &amp; Assistance</b> .....	<b>33</b>
Questions and answers .....	34
Guarantee Certificate - United Kingdom and Ireland .....	34
Manufacturer warranty (Middle East) .....	35
<b>Manufacturer's advice</b> .....	<b>36</b>
Authorisation.....	36
Environment .....	37
Care.....	37
Contact with liquid .....	37
<b>Technical details</b> .....	<b>38</b>
Entering letters/characters .....	38



Not all functions described in the user guide are available in all countries or from all network providers.



## Overview of the A170A/A270A base



### A Volume keys (- = quieter; + = louder)

During message playback:  
adjust the speech volume

While the phone is ringing:  
adjust the ringtone volume

### B Delete key

During message playback:  
Delete current message.

### C Forward key

During message playback:  
Go to the next message.

### D Back key

During message playback:

Go to the start of the current message: ▶ press once

Skip to the previous message: ▶ press twice

### E On/Off and Playback/Stop key

Switch the answer machine on/off: ▶ Press and hold

During message playback:

Play back messages: ▶ Press **briefly**

Cancel playback: ▶ Press **briefly**

**Lights up:** Answer machine switched on,  
no new messages

**Flashes:** New message; message is being  
played or recorded

**Flashes very quickly:**

Memory full

### F Registration/paging key

Locate a handset ("paging"): ▶ Press **briefly**

Register the handset: ▶ Press **briefly**





---

## Getting started

---

### Contents of the package

- one base
- one power adapter
- one handset
- one phone cable
- two batteries
- one battery cover
- one user guide

If you have purchased a **model with multiple handsets**, the package should contain two batteries, a battery cover and a charging cradle with power adapter for each additional handset.



Position the base on a level, non-slip surface at a central point in the flat or house. You can also fit the base to a wall.

The range of the base is 300 metres outdoors and 50 metres indoors.

The base and the charging cradle are designed for use in enclosed, dry rooms within a temperature range of +5 °C to +45 °C.

The device's feet do not usually leave any marks on surfaces. However, due to the multitude of different varnishes and polishes used on furniture, contact marks on the surfaces cannot be completely ruled out.

Never expose the telephone to heat sources, direct sunlight or other electrical devices.

Protect your telephone from moisture, dust, corrosive liquids and vapours.

























































## Customer Service & Assistance

Do you have any questions? As a Gigaset customer, you can find help quickly in this User Manual and in the service section of our Gigaset online portal [www.gigaset.com/service](http://www.gigaset.com/service).

In our constantly updated online service you can find:

- Extensive information about our products
- FAQ compilations
- Keyword search to help find topics quickly
- Compatibility database: Find out which base stations and handsets can be combined.
- Product comparison: Compare the features of several products with each other.
- Downloads for user manuals and current software updates
- E-mail contact form for customer service

In order to contact our customer service via email, please use the email contact form from our Gigaset online portal after selecting your home country.

Our representatives are also available on the telephone hotlines for consultation.





Australia -----	<b>+61 1300 780 878</b>	Jordan -----	<b>00962 6 5625460/1/2</b>
Austria -----	<b>0043 1 311 3046</b>	Kuwait -----	<b>+965 -22458737/22458738</b>
Bahrain -----	<b>31 73 11 173</b>	Lebanon -----	<b>+961 12402579</b>
Belgium -----	<b>07815 6679</b>	-----	<b>+9611236110</b>
Bosnia Herzegovina -----	<b>033 276 649</b>	Luxembourg -----	<b>(+352) 8002 3811</b>
Brazil -----		Malaysia -----	<b>+603-8076 9696</b>
Grandes Capitais e Regiões Metropolitanas:		Malta -----	<b>+39 02360 46111 (0,10 €)</b>
-----	<b>4003 3020</b>	Mexico -----	
-----	-(Preço de uma ligação local)	-----	<b>01800 999 4442738 (01800 999 GIGASET)</b>
Demais localidades:		Netherlands -----	<b>0900-3333102</b>
-----	<b>800 888 3020</b>	New Zealand -----	<b>0800 780 878</b>
-----	-(Gratuito)	Norway -----	<b>+47 2231 0845</b>
Bulgaria -----	<b>+359 2 9710666</b>	Oman -----	<b>+968 70928 Ext. 49/21/75</b>
Canada -----	<b>1-866 247-8758</b>	Poland -----	<b>801 140 160</b>
China -----	<b>0 21 400 670 6007 (RMB 0,11)</b>	Portugal -----	<b>(+351) 308 804 760</b>
Croatia -----	<b>01 / 2456 555</b>	-----	-(custo de uma chamada local)
Czech Republic -----	<b>233 032 727</b>	Romania -----	<b>+40 021 204 9130</b>
Denmark -----	<b>+45 43682003</b>	Russia -----	<b>8-800 333 4956</b>
Finland -----	<b>+358 (0)9725 19734</b>	Serbia -----	<b>0800 222 111</b>
France -----	<b>(0)1 57 32 45 22</b>	Singapore -----	<b>-6735 9100</b>
Germany -----	<b>02871 / 912 912</b>	Slovak Republic -----	<b>044 5567 988</b>
Greece -----	<b>+30 2111 98 1778</b>	Slovenija -----	<b>+386 (1) 5466 511</b>
Hong Kong -----	<b>2763 0203</b>	South África -----	<b>0800 98 08 42</b>
-----	-2389 7285	Spain -----	<b>902 103935</b>
Hungary -----	<b>06(1)267-2109</b>	Sweden -----	<b>+46 (0)8502 52347</b>
India -----	Please refer to your	Switzerland -----	<b>0848 212 000</b>
-----	local warranty card	Taiwan -----	<b>02 266 24343</b>
Indonesia -----	<b>(62-21) 5673813</b>	Turkey -----	<b>Son kullanıcı için +90 212 888 6346</b>
-----	<b>(62-21) 888856000</b>	<b>Bayi için +90 212 888 6347</b>	
Ireland -----	<b>0818 200 033</b>	Ukraine -----	<b>+380-44-451-71-72</b>
Italy -----	<b>02.600.630.45</b>	United Arab Emirates -----	<b>+971 44458255</b>
Il numero è di tipo "urbano nazionale" e può essere		-----	<b>+971 44458254</b>
chiamato da qualunque operatore di rete fissa o		United Kingdom -----	<b>-020 36953111</b>
mobile. Il costo della chiamata è inerente al proprio		USA -----	<b>1-866 247-8758</b>
piano tariffario definito con l'operatore telefonico, ad		-----	-tollfree
esempio in caso di un contratto con tariffa FLAT, non			
ci sono costi aggiuntivi per la chiamata a questo			
numero, in quanto si tratta di un numero urbano			
nazionale).			

Please have your record of purchase ready when calling.

Replacement or repair services are not offered in countries where our product is not sold by authorised dealers.

## Questions and answers

If you have any questions about the use of your telephone, please go to [www.gigaset.com/service](http://www.gigaset.com/service) where help is available at any time. Also, the following table lists frequently occurring problems and possible solutions.

<b>Problem</b>	Nothing on the display.
<b>Cause</b>	The handset is not switched on. The batteries are empty.
<b>Solution</b>	Press the End call key  for <b>about 5 seconds</b> or place the handset into the base. Charge or replace the batteries.
<b>Problem</b>	No wireless connection to the base, <b>Base</b> flashes on the display.
<b>Cause</b>	The handset is outside the range of the base. Handset is not yet registered. The base is not switched on.
<b>Solution</b>	Move the handset closer to the base. ▶ Register the handset  p. 23. ▶ Check the mains plug on the base  p. 9.
<b>Problem</b>	You cannot hear a ring or dial tone from the fixed line network.
<b>Cause</b>	The phone cable supplied has not been used or it has been replaced by a new cable with the wrong pin connections.
<b>Solution</b>	▶ Please always use the telephone cable supplied or ensure that the pin connections are correct when purchasing from a retailer: 3-4 assignment of phone wires / EURO CTR37.
<b>Problem</b>	Error tone sounds after system PIN prompt. PIN forgotten.
<b>Cause</b>	You have entered the wrong system PIN.
<b>Solution</b>	▶ Reset the system PIN to the default setting 0000  p. 30. <b>All the handsets are de-registered. All settings are reset. All lists are deleted.</b>

## Guarantee Certificate - United Kingdom and Ireland

Without prejudice to any claim the user (customer) may have in relation to the dealer or retailer, the customer shall be granted a manufacturer's Guarantee under the conditions set out below:

- In the case of new devices and their components exhibiting defects resulting from manufacturing and/or material faults within 24 months of purchase, Gigaset Communications shall, at its own option and free of charge, either replace the device with another device reflecting the current state of the art, or repair the said device. In respect of parts subject to wear and tear (including but not limited to, batteries, keypads, casing), this warranty shall be valid for six months from the date of purchase.
- This Guarantee shall be invalid if the device defect is attributable to improper care or use and/or failure to comply with information contained in the user manuals. In particular claims under the Guarantee cannot be made if:
  - The device is opened (this is classed as third party intervention)
  - Repairs or other work done by persons not authorised by Gigaset Communications.
  - Components on the printed circuit board are manipulated
  - The software is manipulated
  - Defects or damage caused by dropping, breaking, lightning or ingress of moisture. This also applies if defects or damage was caused by mechanical, chemical, radio interference or thermal factors (e.g.: microwave, sauna etc.)
  - Devices fitted with accessories not authorised by Gigaset Communications
  - This Guarantee shall not apply to or extend to services performed by the authorised dealer or the customer themselves (e.g. installation, configuration, software downloads). User manuals and any software supplied on a separate data medium shall be excluded from the Guarantee.

- The purchase receipt, together with the date of purchase, shall be required as evidence for invoking the Guarantee. Claims under the Guarantee must be submitted within two months of the Guarantee default becoming evident.
  - Ownership of devices or components replaced by and returned to Gigaset Communications shall vest in Gigaset Communications.
  - This Guarantee shall apply to new devices purchased in the European Union. For Products sold in the United Kingdom and in the Republic of Ireland the Guarantee is issued by: Gigaset Communications UK Limited, 2 White Friars, Chester, CH1 1NZ.
  - Any other claims resulting out of or in connection with the device shall be excluded from this Guarantee. Nothing in this Guarantee shall attempt to limit or exclude a Customers Statutory Rights, nor the manufacturer's liability for death or personal injury resulting from its negligence.
  - The duration of the Guarantee shall not be extended by services rendered under the terms of the Guarantee.
  - Insofar as no Guarantee default exists, Gigaset Communications reserves the right to charge the customer for replacement or repair.
  - The above provisions do not imply a change in the burden of proof to the detriment of the customer.
- To invoke this Guarantee, please contact the Gigaset Communications helpdesk. This number is also to be found in the accompanying user guide.

---

## Manufacturer warranty (Middle East)

On the purchase of your new Gigaset product, we guarantee that this equipment is a genuine manufacturer's product and extend the following warranty:

We guarantee this product against manufacturing defects for one full year from the date of purchase, unless specified otherwise.

Adaptors and batteries for cordless phones carry 6 months warranty from the date of purchase.

Gigaset Communications authorized Service Centres will replace or repair, if necessary, any defective part/parts free of charge by presenting this certificate of warranty at the Service Centre mentioned overleaf.

This Certificate of warranty does not apply if the telephone has:

- Been misused, mishandled, willfull damaged, neglected, damaged by lightning, improperly repaired, tested, altered improperly in any way.
- A defect arising out of any failure to follow instructions either in the manual or product specification.
- In case repairs are carried out of by unauthorized personnel or unauthorized source warranty will be void.
- A defect arising from using non-Gigaset approved accessories or ancillary items attached to or in connection with the telephone.
- If this certificate of warranty is not signed and stamped by the authorised distributor.
- Any other claim resulting out of or in connection with the device shall be excluded from this warranty.

### For Southern Africa:

In the event of an after-sales issue/warranty claim please refer back to your point of purchase.

Proof of purchase (receipt) has to be submitted.

### Certificate of warranty (Middle East)

The warranty is not valid if it is not signed and stamped by the authorized distributor.

Please fill in the following details and stamp the card to validate the warranty.

All details must be filled in by the dealer and retained by the customer.

This warranty shall apply to products purchased in the Middle East only.

Customer's Name:

Product / Model:

Dealer's Name:

Date of Purchase: Invoice / Cash Memo Details:

Dealer's Stamp

## Service Centres (Midde East)

### UAE

Customer Service Hotline UAE  
TEL: 00971-4-4458255 / 00971-4-4458254  
Service Collection Point  
<https://technocare-prodigy.com/Customer>

### Oman

National Telephone Services Co. LLC  
P.O. Box 2786 PC:112, Sultanate of Oman  
Tel: +968-709281 Ext. 45/21/75  
Fax: +968-791013  
E-mail: [isonts@omentel.net.om](mailto:isonts@omentel.net.om)

### Qatar

Modern Home,  
51-East - Salwa Road,  
Al-Maha Complex, Doha  
Tel: 00974-4257844 / 00974-4257777  
Fax: 00974-4314700

### Bahrain

Authorized Service Center,  
Bldg: 211, Rd: 339, Block: 321,  
Old Place Road, Manama,  
Tel: 00973-17311173  
E-mail: [servicemanager@ashrafs.com.bh](mailto:servicemanager@ashrafs.com.bh)

### Saudi Arabian Service Centers:

Ahmed Abdulwahed Trading Co.  
Jeddah Service Center  
Al-Amal Plaza, Hail Street,  
Jeddeh, Saudi Arabia,  
Tel: 02-6500282 Ext. 209  
Riyadh Service Center  
Olaya Street  
Riyadh, Saudi Arabia,  
Tel: 01-4622470 / 4623850

Khobar Service Centre  
Al-Khobar Street,  
Al-Khobar, Saudi Arabia,  
Tel: 03-8944193/03-8952359  
Madina Munawara  
Al-Ayon Street,  
Tel: 00966-4-8387931  
Khamis Mushyat  
Al-Khalidiya St.,  
Tel: 00966-7-2230772  
Tabuk  
Main Street,  
Tel: 00966-4-4219232

### Kuwait

Customer Service Hotline Kuwait  
Tel: 00965-22458737 / 00965-22458738  
Al-Baptain Service Center  
Shop #: 247  
Qibla, Block 11,  
Avenue 11,  
Souk al Kabeer,  
Fahad Al Salem Street,  
Tel: 00965-2464993

### Jordan

SEDR Home & office Electronics  
Co - Tronicom  
Wasfi Al-Tal St.,  
Building No. 80,  
2nd floor,  
Tel: 00962-6-5625460/1/2

### Lebanon

306, Jdeideh Sin el Fil Blvd,  
Tel: 00961-1240259 / 00961-1236110

---

## Manufacturer's advice

### Authorisation

This device is intended for analogue phone lines in your network, outside the European Economic Area (with the exception of Switzerland) depending on national type approval.

Country-specific requirements have been taken into consideration.

Hereby, Gigaset Communications GmbH declares that the radio equipment type Gigaset A170-A170A / A270-A270A is in compliance with Directive 2014/53/EU.

The full text of the EU declaration of conformity is available at the following internet address:

[www.gigaset.com/docs](http://www.gigaset.com/docs).

This declaration could also be available in the "International Declarations of Conformity" or "European Declarations of Conformity" files.

Therefore please check all of these files.





# Index

- 
- A**
- Accepting a call . . . . . 13
  - Activating
    - answer machine . . . . . 20
    - answer machine (remote operation) . . . . . 23
    - internal listening in . . . . . 25
  - Answer . . . . . 13
  - Answer machine
    - remote operation . . . . . 22
  - Answer machine list . . . . . 13, 18
  - Authorisation . . . . . 36
  - Automatic network provider selection . . . . . 15
- 
- B**
- Base
    - connecting . . . . . 9
    - connecting to the router . . . . . 9
    - restoring to default setting . . . . . 29, 31
    - setting . . . . . 30
  - Battery
    - charging . . . . . 10
    - charging status . . . . . 4
    - insert . . . . . 10
    - recommended batteries . . . . . 38
  - Broken display . . . . . 7
- 
- C**
- Call
    - internal . . . . . 24
  - Call list . . . . . 17
  - Call screening during recording . . . . . 20
  - Calling
    - external . . . . . 13
    - internal . . . . . 24
  - Calls
    - making an external call . . . . . 13
    - transferring (connecting) . . . . . 25
  - Care . . . . . 37
  - Care of the device . . . . . 37
  - Changing ringtone melody . . . . . 28
  - Changing the call volume
    - during a call . . . . . 13
  - Changing the display language . . . . . 10
  - Changing the receiver volume . . . . . 13
  - Changing the ringer volume . . . . . 28
  - Changing the system PIN . . . . . 30
  - CLI, Calling Line Identification . . . . . 14
  - CLIP, CLI Presentation . . . . . 14
  - CLIR, CLI Restriction . . . . . 14
  - Connecting . . . . . 25
  - Consultation call (internal) . . . . . 25
  - Contact with liquid . . . . . 37
  - Contents of the package . . . . . 8
  - Control key . . . . . 4
    - accessing display functions . . . . . 12
- 
- Customer Care . . . . . 33
  - Customer Service & Assistance . . . . . 33
- 
- D**
- Deactivating
    - answer machine . . . . . 20
    - internal listening in . . . . . 25
  - Dialling
    - using quick dial . . . . . 17
    - with the directory . . . . . 16
  - Dialling mode . . . . . 32
  - Directory
    - opening . . . . . 16
    - saving the first number . . . . . 16
    - selecting an entry . . . . . 16
    - sending entry/list to handset . . . . . 16
  - Display
    - anonymous . . . . . 14
    - broken . . . . . 7
    - changing the display language . . . . . 29
    - external call . . . . . 14
    - number (CLIP) . . . . . 14
    - unknown . . . . . 14
  - Display functions . . . . . 12, 13
  - Display keys . . . . . 13
    - functions . . . . . 4, 12, 13
  - Disposal . . . . . 37
- 
- E**
- Emergency numbers
    - not possible . . . . . 7
  - Enabling/disabling advisory tones . . . . . 29
  - Enabling/disabling the battery tone . . . . . 29
  - End call key . . . . . 4
  - Enter special characters . . . . . 4
  - Environment . . . . . 37
- 
- G**
- Guarantee Certificate . . . . . 34
- 
- H**
- Handset
    - de-registering . . . . . 29, 31
    - display language . . . . . 29
    - restoring to default setting . . . . . 31
    - searching for . . . . . 23
    - setting (personalisation) . . . . . 28
    - setting up . . . . . 10
    - switching on/off . . . . . 11
    - transferring a call . . . . . 25
    - using multiple . . . . . 24
  - Handsfree mode . . . . . 14
  - Hash key . . . . . 4
  - Hearing aids . . . . . 7

## Index

<b>I</b>	
Idle status . . . . .	12
Insert a dialling pause . . . . .	4
<b>Internal</b>	
consultation . . . . .	25
consultation call . . . . .	25
making calls . . . . .	24
Internal call . . . . .	24
<b>K</b>	
Key 1 . . . . .	4
<b>Keys</b>	
control key . . . . .	4
end call key . . . . .	4
fast access . . . . .	17
hash key . . . . .	4
key 1 (speed dialling the answer machine) . . . . .	20
key 1 (speed dialling the network mailbox) . . . . .	23
recall key . . . . .	4
speed dialling the answer machine . . . . .	20
speed dialling the network mailbox . . . . .	23
star key . . . . .	4
talk key . . . . .	4
<b>L</b>	
Last number redial . . . . .	13
Liquid . . . . .	37
<b>List</b>	
answer machine list . . . . .	13, 18
caller list . . . . .	17
entry . . . . .	18
redial list . . . . .	17
<b>Listening in</b>	
call participant . . . . .	25
Listening in to a call . . . . .	25
Listening to message on the network mailbox . . . . .	23
Lock/unlock the keypad . . . . .	4
<b>M</b>	
<b>Making calls</b>	
accepting a call . . . . .	14
internal . . . . .	24
Manufacturer warranty (Middle East) . . . . .	35
Medical equipment . . . . .	7
<b>Menu</b>	
opening . . . . .	12
return to idle status . . . . .	12
tree . . . . .	12
Menu guidance . . . . .	12
<b>Message</b>	
delete . . . . .	21
play back . . . . .	20
Microphone . . . . .	4
<b>N</b>	
<b>Network mailbox</b>	
listening to message . . . . .	23
Network provider selection, automatic . . . . .	15
<b>Number</b>	
dialling from the directory . . . . .	13
displaying caller's number (CLIP) . . . . .	14
entering . . . . .	13
<b>O</b>	
On/Off button . . . . .	4
<b>P</b>	
<b>PABX</b>	
setting dialling mode . . . . .	32
setting flash time . . . . .	32
Paging . . . . .	23
<b>Picking up</b>	
a call from answer machine . . . . .	21
<b>Playing back</b>	
messages (answer machine) . . . . .	20
messages (network mailbox) . . . . .	23
Power adapter . . . . .	7
Preselection . . . . .	15
<b>R</b>	
Recall key . . . . .	4
Remote operation . . . . .	22
Returning to default settings	
base . . . . .	31
Ringtone volume . . . . .	28
<b>S</b>	
Safety precautions . . . . .	7, 12
<b>Searching</b>	
handset . . . . .	23
in the directory . . . . .	16
Sending a directory entry to a handset . . . . .	16
Service Centres (Middle East) . . . . .	36
Setting flash time (PABX) . . . . .	32
Setting the default settings	
base . . . . .	29
handset . . . . .	31
Setting the language . . . . .	10
Setting the wake-up time . . . . .	26
<b>Setting up</b>	
handset . . . . .	10
<b>Special character</b> . . . . .	38
<b>Speed dialling</b>	
network mailbox . . . . .	20, 23
Star key . . . . .	4
Switch between pulse and tone dialling . . . . .	4
Switch between tone and pulse dialling . . . . .	4
Switch the ringtone on/off . . . . .	4, 28, 29
<b>T</b>	
Talk key . . . . .	4
<b>U</b>	
Upper/lower case and digits . . . . .	4



Issued by

Gigaset Communications GmbH  
Frankenstr. 2a, D-46395 Bocholt

© Gigaset Communications GmbH 2017

Subject to availability.

All rights reserved. Rights of modification reserved.

[www.gigaset.com](http://www.gigaset.com)

Apple, the Apple logo and iPhone are trademarks of Apple Inc., registered in the U.S. and other countries. App Store is a service mark of Apple Inc.

Google, Android, Google Play and other brands are trademarks of Google Inc.