

<http://www.icybox.de>

ICY BOX®

IB-2227 Series

Manual IB-2227

2bay 2.5" SATA internal enclosure

Handbuch IB-2227

2fach 2,5" SATA Wechselrahmen

Manuel IB-2227

Boitier de stockage interne pour 2 disques durs 2.5"

Manual IB-2227

Carcasa HDD interna de 2 compartimentos de 2,5"

Manuale IB-2227

2baie 2,5" Interno HDD Cassa

Instrukcja IB-2227

2gniazdy 2,5" wewnętrzny HDD Załącznik

Εγχειρίδιο IB-2227

Θήκη σκληρών δίσκων HDD 2,5" δύο θέσεων

Руководство IB-2227

два 2,5" SATA сменных корпуса





Manual IB-2227
2bay 2.5" SATA internal enclosure 4-5



Handbuch IB-2227
2fach 2,5" SATA Wechselrahmen..... 6-7



Manuel IB-2227
Boitier de stockage interne pour 2 disques durs 2.5" 8-9



Manual IB-2227
Carcasa HDD interna de 2 compartimentos de 2,5" 10-11



Manuale IB-2227
2baie 2,5" Interno HDD Cassa 12-13



Instrukcja IB-2227
2gniazdy 2,5" wewnętrzny HDD Załącznik..... 14-15



Εγχειρίδιο IB-2227
Θήκη σκληρών δίσκων HDD 2,5" δύο θέσεων 16-17



Руководство IB-2227
два 2,5" SATA сменных корпуса..... 18-19

1. Model – HDD – Host Interface – Colour

Model	HDD	Host Interface	Colour
IB-2227StS	2x 2.5" SATA	2x SATA	black

2. Package Content

1x IB-2227StS, 2x SATA Cable, 2x LED cable, 4x screw, 1x Manual, 2x keys

3. Key Features

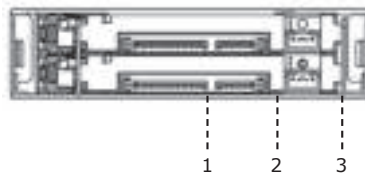
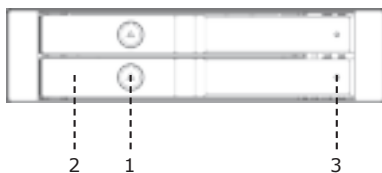
- 2x 2.5" SATA HDD (max 9.5mm high) or SSD in 1x 3.5" bay
- Easy Swap® – tool less HDD or SSD installation and exchange
- Hard disk capacity not limited
- SATA host interface 6.0 Gbit/s
- LED for power and HDD access
- Plug & Play and Hot Swap
- Support all OS systems

4. Technical Data

- Interface:** 2x 15pin SATA power connector
2x 7pin SATA data connector
- Material:** SECC/Plastic
- Dimension:** 102 x 135 x 24mm
- Weight:** 283g
- HDD height:** max 9.5mm

5. Front Panel and Rear Panel

- | | |
|----------------------|-------------------------------|
| 1. Key lock | 1. SATA power connector (15P) |
| 2. HDD front panel | 2. SATA data connector (7P) |
| 3. HDD LED indicator | 3. Access LED connector (4P) |



6. LED Indication


Action	LED Indication
Power on	LED shines blue
HDD access	LED blinks purple

7. Assembly of HDD and into PC

⚠ Attention!

- a. Please connect the LED cable, which is delivered in the package. Otherwise the LED has no function!
- b. When necessary please put on the "HDD-Pin-Protector" as showed in 7.1 to avoid mechanical damage of the Pins.

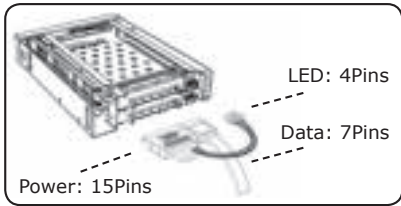
7.1



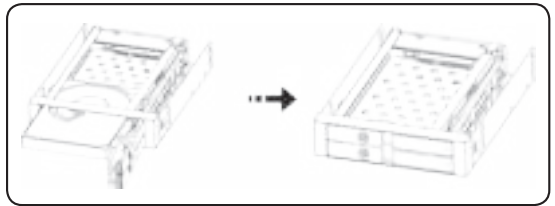
7.2



7.3

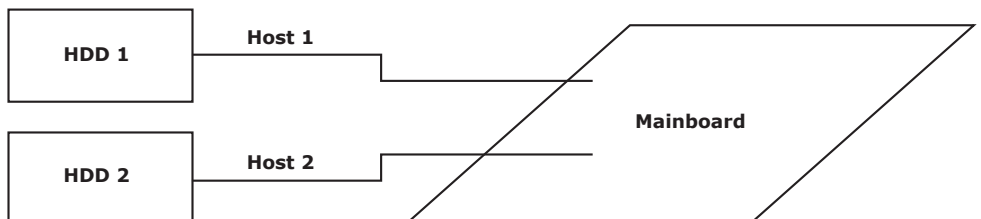


7.4



8. Function

Each HDD is only ("1 to 1") passed through to Mainboard. The two HDD remain independent from each other and the computer sees 2 independent drives.



1. Modell – HDD – Schnittstelle – Farbe

Modell	HDD	Schnittstelle	Farbe
IB-2227StS	2x 2,5" SATA	2x SATA	schwarz

2. Verpackungsinhalt

1x IB-2227StS, 2x SATA Kabel, 2x LED Kabel, 4x Schrauben 1x Handbuch, 2x Schlüssel

3. Hauptmerkmale

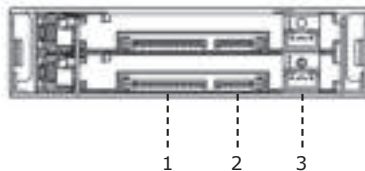
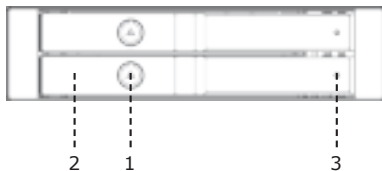
- 2x 2.5" SATA HDD oder SSD in 1x 3,5" Schacht
- Easy Swap® – HDD oder SSD-Einbau ohne Werkzeug
- Festplattenkapazität ohne Einschränkung
- Datenübertragung bis 6 Gbit/s
- LED für Strom und HDD Zugriff
- Plug & Play und Hot Swap
- Unterstützt alle Betriebssysteme

4. Technische Daten

- Host Interface:** 2 x 15pin SATA Strom Connector
2 x 7pin SATA Daten Connector
- Material:** Metall + Kunststoff
- Dimension:** 102 x 135 x 24 mm
- Gewicht:** 283 g
- HDD Höhe:** max. 9,5 mm

5. Frontblende und Rückseite

- | | |
|----------------------|-------------------------------|
| 1. Schloss | 1. SATA Strom Connector (15P) |
| 2. HDD Frontblende | 2. SATA Daten Connector (7P) |
| 3. HDD LED Indikator | 3. Zugriff LED Connector (4P) |



6. LED Anzeige



Aktion	LED Anzeige
Stromzufuhr	leuchtet blau
HDD Zugriff	blinkt lila

7. Installation

⚠ Achtung!

- a. Bitte schließen Sie das in der Verpackung befindliche LED Kabel an, sonst hat die LED keine Funktion!
- b. Bei Bedarf stecken Sie bitte den "HDD-Pin-Protector" an, um mechanische Schäden der Stecker zu vermeiden (Abb. 7.1).

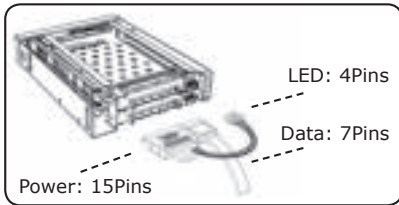
7.1



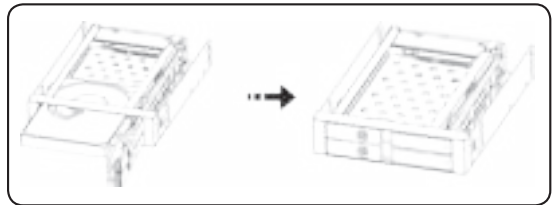
7.2



7.3

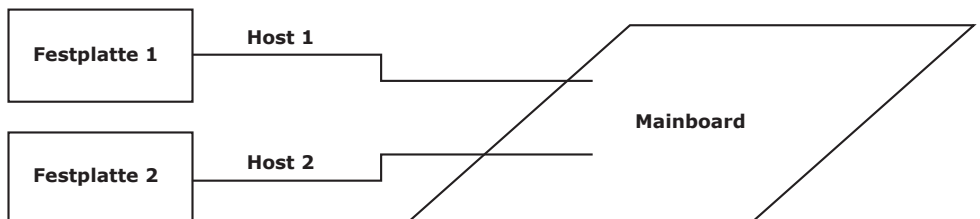


7.4



8. Funktion

Jede Festplatte wird nur ("1 zu 1") zum Mainboard durchgeleitet. Die 2 Festplatten bleiben unabhängig voneinander und der PC sieht 2 unabhängige Laufwerke.



1. Modèle – Disque dure – Interface – Couleur

Modèle	Disque dure	Interface	Couleur
IB-2227StS	2x 2,5" SATA	2x SATA	Noir

2. Contenu

1x IB-2227StS, 2x SATA câble, 2x LED câble, 4x Vis, 1x Manuel, 2x clé

3. Caractéristiques

- Disque dur SATA 2x 2.5" (hauteur 9,5mm max) ou SSD dans une baie 3.5"
- EasySwap® – Changement rapide d'un disque dur ou d'un SSD
- Sans limite de capacité pour les disques durs
- SATA III = 6 Gbit/s
- LED pour la mise sous tension et l'accès au disque dur
- Plug & Play et Hot Swap
- Compatible avec tous les systèmes d'exploitation

4. Données techniques

Interface : 2x Connecteur SATA 15 broches
2 x Connecteur SATA 7 broches

Matériel : SECC/Plastique

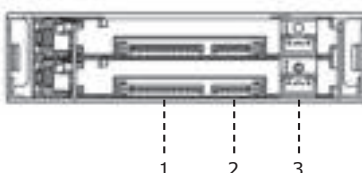
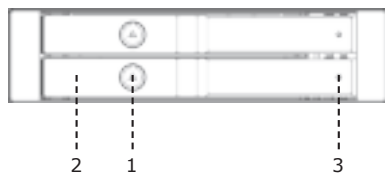
Dimension : 102 x 135 x 24 mm

Poids : 283 g

Hauteur du disque dur : 9,5mm max

5. Façade Avant et panneau arrière

- | | |
|---------------------|---|
| 1. Serrure | 1. SATA connecteur d'alimentation (15P) |
| 2. HDD Façade Avant | 2. SATA data connecteur (7P) |
| 3. HDD LED | 3. LED Accès connecteur (4P) |



6. Indication des LED


Action	Couleur de la LED
Mise sous tension	bleu
Accès au disque dur	violet

7. Vue d'ensemble, disque dur assemblé

⚠ Attention!

- Veillez connecter le câble pour les LED se trouvant dans l'emballage afin de faire fonctionner celles-ci.
- Lorsque cela est nécessaire, veuillez mettre en place la protection des broches de votre disque dur, comme montré au point 7.1 afin d'éviter tout dommage.

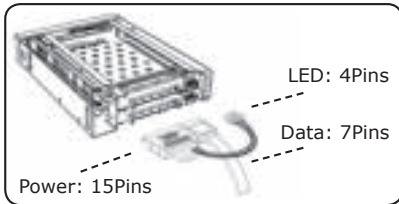
7.1



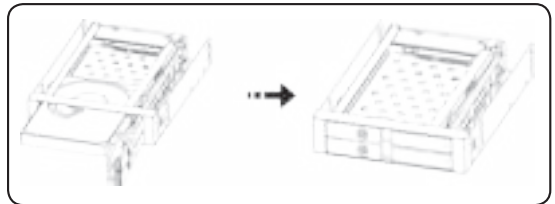
7.2



7.3

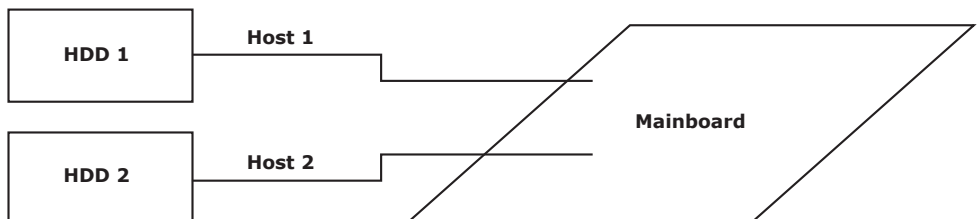


7.4



8. Fonction

Chaque disque dur possède sa propre connexion vers la carte mère (1 to 1). Ainsi les deux disques durs restent indépendants l'un de l'autre et votre PC les détectera comme 2 unités distinctes.



1. Modelo – Disco duro – Interfaz – Color

Modelo	Disco duro	Interfaz	Color
IB-2227StS	2x 2,5" SATA	2x SATA	Negro

2. Contenido del embalaje

1x IB-2227StS, 2x SATA câble, 2x LED câble, 4x vis, 1x Manual, 2x clave

3. Características principales

- 2x 2.5" SATA HDD (máximo 9,5mm de altura) o SSD en 1x 3.5" carcasa
- EasySwap®- Fácil instalación e intercambio de HDD o SSD sin herramientas
- Capacidad de disco duro sin límite
- Velocidad de transferencia: SATA III, hasta 6 Gbit/s
- LED para función y acceso de HDD
- Soporta Plug&Play y HotSwap
- Soporta todos sistemas operativos

4. Datos Técnicos

Interfaz: 2 x 15pin SATA conector de alimentación
2 x 7pin SATA conector de datos

Material: SECC/Plástico

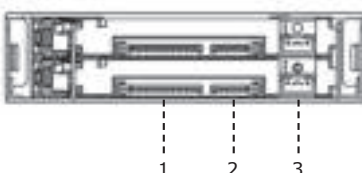
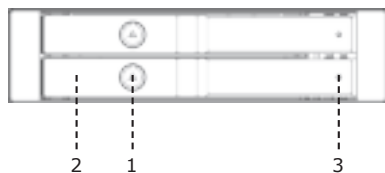
Dimensiones: 102 x 135 x 24 mm

Peso: 283g

Altura de HDD: máximo 9,5mm

5. Panel delantero y panel trasero

- | | |
|------------------------|--|
| 1. Cerradura | 1. SATA conector de alimentación (15P) |
| 2. HDD Panel delantero | 2. SATA conector de datos (7P) |
| 3. HDD LED indicador | 3. Acceso LED conector (4P) |



6. Función de los LED


Acción	Indicación de LED
Encender	LED brilla azul
Acceso al HDD	LED parpadea púrpura

7. Instalación de HDD y conexión al PC

⚠ Atención!

- a. Use el cable LED del embalaje. De otra manera la LED no funciona!
- b. Si es necesario use el protector para los Pins del HDD como mostrado en 7.1 para evitar daños al conector.

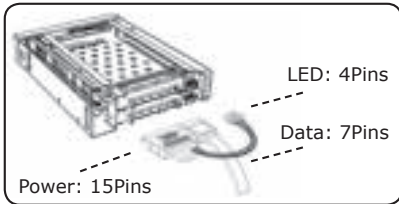
7.1



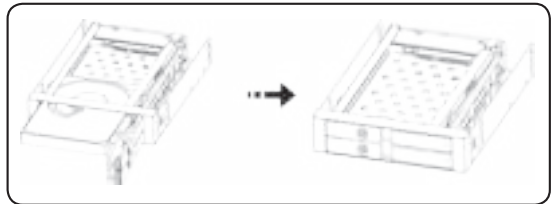
7.2



7.3

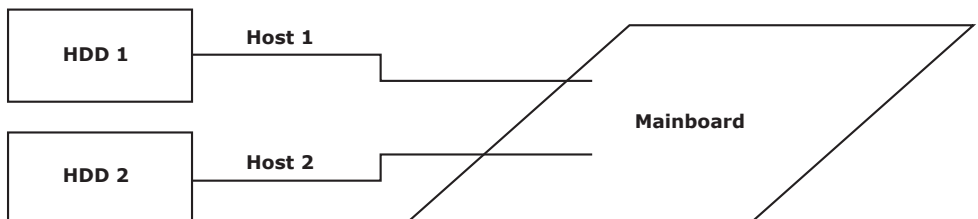


7.4



8. Función

Cada disco duro es transferido al Mainboard. Los 2 discos duros permanecen independientes y el ordenador muestra 2 discos independientes.



1. Modello – HDD – Interfaccia – Colore

Modello	HDD	Interfaccia	Colore
IB-2227StS	2x 2,5" SATA	2x SATA	nero

2. Contenuti dell'imballo

1x IB-2227StS, 2x SATA cable, 2x LED Cable, 4x Vite, 1x Manuale, 2x chiave

3. Caratteristiche principale

- 2x 2.5" SATA HDD (max 9,5mm altezza) or SSD in 1x 3.5" baia
- EasySwap® – senza utensili HDD or SSD installazione e scambio
- Hard disk capacita' non limitato
- SATA host interfaccia 6.0 Gbit/s
- LED per poter e HDD accesso
- Plug & play e hot swap
- Supporto tutti OS sistema

4. Dati Tecnici

Interfaccia: 2 x 15pin connettori alimentazione SATA
2x 7pin connettori dati SATA

Materiale: SECC/Plastica

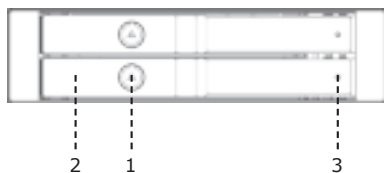
Dimensione: 102 x 135 x 24mm

Peso: 283g

HDD altezza: massimo 9,5mm

5. Pannello frontale e posteriore

- | | |
|-----------------------------|--|
| 1. Serratura | 1. Connettore alimentazione SATA (15P) |
| 2. Pannello frontale HDD | 2. Connettore dati SATA (7P) |
| 3. Indicatore LED dell' HDD | 3. Connettore LED indicatore flusso |



6. LED-Indicazione


Azione	Stato e coore del LED
Power on	LED luce blu
HDD accesso	LED lampeggia viola

7. Installazione degli HDD nel PC

⚠ Attenzione!

- Per ottenere indicazioni visive dai LED e' necessario collegare I cavi in dotazione.
- Se necessario inserite la protezione dei PIN dell HDD cosi' come indicato in Fig. 7.1 per evitare danneggiamenti agli stessi.

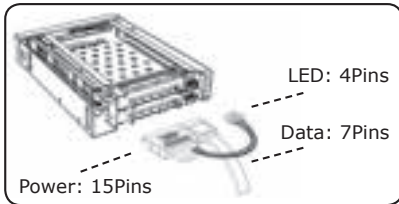
7.1



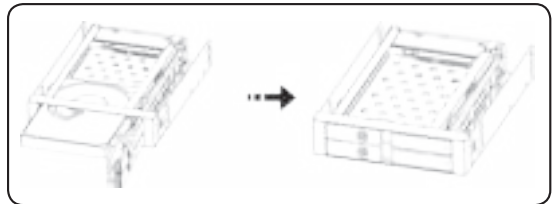
7.2



7.3

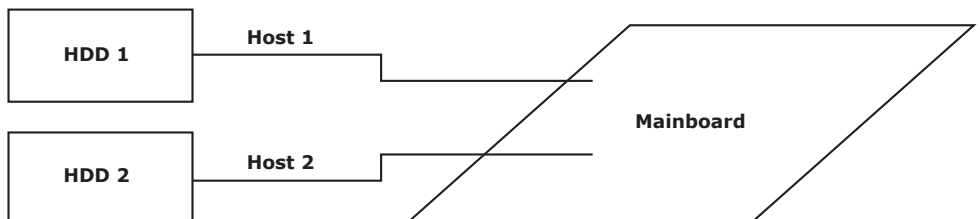


7.4



8. Funzione

Ogni HDD rimane indipendente, il computer vede 2 HDD.



1. Model – HDD – interfejs – kolor

Model	HDD	interfejs	kolor
IB-2227StS	2x 2,5" SATA	2x SATA	czarny

2. Części Paczki

1x IB-2227StS, 2x Kabel SATA, 2x LED Kabel, 4x Śruba, 1x Podręcznik, 2x klucz

3. Główne funkcje

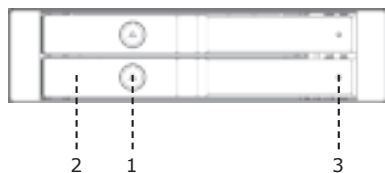
- 2x 2.5" SATA HDD (maks 9,5mm wysokości) lub SSD w 1x 3.5" gniazdzcie
- EasySwap® - instalacje i wymiana HDD lub SSD ez narzędzia
- Nieograniczona wsparcie dla dysków HDD
- SATA interfejs 6.0 Gbit/s
- LED dla zasilania I dostęp HDD
- Wsparcie dla Plug&Play i HotSwap
- Wsparcie dla wszystkich systemów OS

4. Dane Techniczne

Interfejs:	2x 15 pin SATA połączenie 2x 7 pin SATA połączenie
Materiał:	SECC/Plastyczne
Rozmiar:	102 x 135 x 24 mm
Waga:	283g
HDD wysokość:	maks 9,5mm

5. Poprzedni Panel i Zamek Tacy

- | | |
|----------------------|-------------------------------------|
| 1. Zamek | 1. Połączenie zasilające SATA (15P) |
| 2. Panneau HDD | 2. Połączenie SATA (7P) |
| 3. Indykator HDD LED | 3. Połączenie LED Wskaźnik (4P) |



6. LED Wskaźnik


Działanie	LED Wskaźnik
Włączone	LED świeci na niebiesko
Dostęp HDD	LED mruga na fioletowo

7. Układanie HDD I do PC

! Uwaga!

- Proszę podłączyć kabel do LED z opakowania, inaczej LED zostaje bez funkcji!
- Przy potrzebie proszę użyć "Ochrony dla Pinów HDD" jak pokazane na 7.1 to aby te się nie nyszczyły.

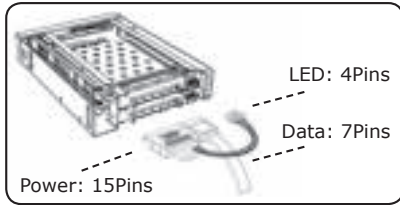
7.1



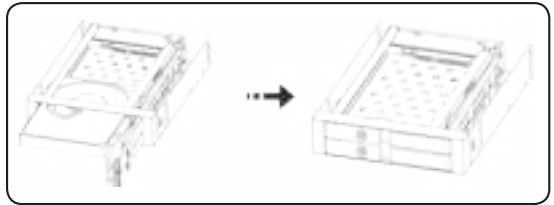
7.2



7.3

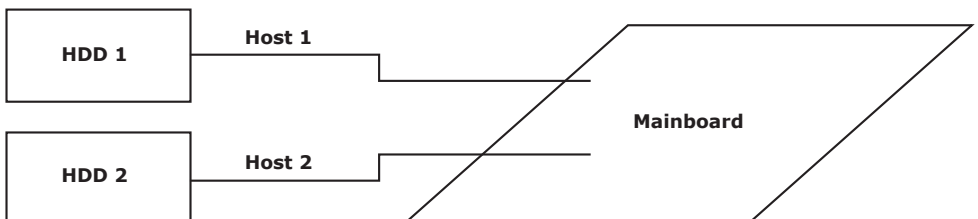


7.4



8. Funkcja

Każdy dysk zostaje przyłączony ("1 na 1") na płytę główną. 2 HDD pozostaje niezależne od siebie i komputer zawiera 2 niezależne napędy.



1. Μοντέλο – Μονάδα σκληρού δίσκου (HDD) – Διασύνδεση – Χρώμα

Μοντέλο	HDD	Διασύνδεση	Χρώμα
IB-2227StS	2x 2,5" SATA	2x SATA	μαύρο

2. Περιεχόμενα

1x IB-2227StS, 2x SATA καλώδια, 2x LED καλώδια, 4x βίδες, 1x Εγχειρίδιο, 2x πλήκτρο

3. Χαρακτηριστικά

- 2x 2.5" SATA HDD (max 9,5mm ύψος) ή SSD σε 1x 3.5" θέση
- EasySwap® – εγκατάσταση και εναλλαγή HDD ή SSD χωρίς εργαλεία
- Χωρίς όριο χωρητικότητας δίσκου
- SATA επικοινωνία 6.0 Gbit/s
- Ενδεικτικό LED για τροφοδοσία και χρήση HDD
- Plug & play και hot swap
- Υποστήριξη όλων των λειτουργικών (OS)

4. Τεχνικά Χαρακτηριστικά

Interface: 2 x 15pin SATA σύνδεση ρεύματος
2 x 7pin SATA στοιχεία σύνδεσης

Υλικό: SECC/Πλαστικό

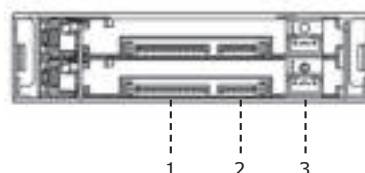
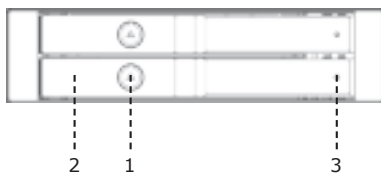
Διαστάσεις: 102 x 135 x 24 mm

Βάρος: 283g

Υψος HDD : μέγιστο 9.5mm

5. Εμπρός όψη

- | | |
|-------------------|--------------------------------|
| 1. κλειδαριά | 1. SATA σύνδεση ρεύματος (15P) |
| 2. κάλυμμα HDD | 2. SATA σύνδεση data (7P) |
| 3. ενδεικτικό LED | 3. Σύνδεση LED (4P) |



6. Ενδειξη LED



Λειτουργία	Ενδειξη LED
Τροφοδοσία	LED ανάβει μπλέ
Χρήση HDD	LED αναβοσβήνει μώβ

7. Τοποθέτηση HDD και εγκατάσταση σε PC

▼ Προσοχή!

- Συνδέστε το καλώδιο του LED που υπάρχει στην συσκευασία για να έχετε σωστή ένδειξη!
- Όταν απαιτείται, μπορείτε να κάνετε χρήση του HDD-Pin-Protector (προστατευτικό ακίδων σκληρού δίσκου) όπως φαίνεται στο σχήμα 7.1 προς αποφυγή στρέβλωσης των ακίδων.

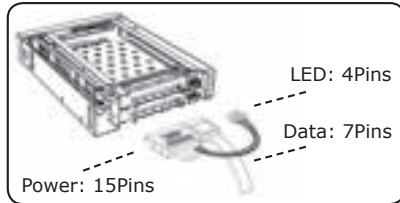
7.1



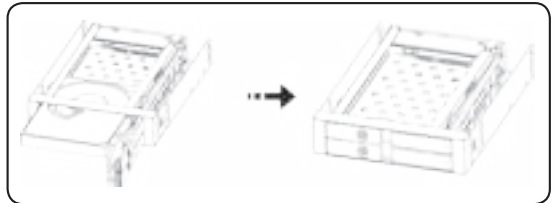
7.2



7.3

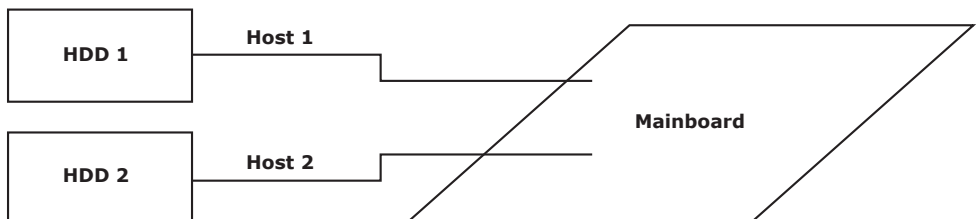


7.4



8. Λειτουργία

Κάθε HDD συνδέεται ανεξάρτητα στην μητρική ("1 προς 1"). Οι δύο σκληροί παραμένουν ανεξάρτητοι μεταξύ τους και ο υπολογιστής αναγνωρίζει 2 μονάδες δίσκων.



1. Модель – HDD – Интерфейс – Цвет

Модель	HDD	Интерфейс	Цвет
IB-2227StS	2x 2,5" SATA	2x SATA	черный

2. Содержание упаковки

1x IB-2227StS, 2x SATA Кабель, 2x LED Кабель, 4x шурупы, 1x руководство, 2x пліхтхро

3. Основные свойства

- Два по 2.5" SATA HDD или SSD-сборка без инструментов
- EasySwap® функция – HDD или SSD-корпус без инструментов
- Ёмкость жесткого диска не ограничена
- Скорость передачи данных до 6 Гбит/с
- Устройство закрывается
- Plug & play и hot swap функции
- Поддерживает все операционные системы

4. Технические данные

Хост интерфейс: 2 x 15 пин SATA питание порт
2 x 7 пин SATA данные порт

Material: металл + пластик

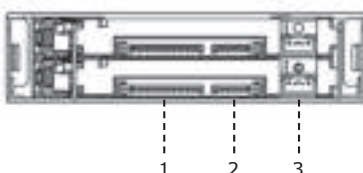
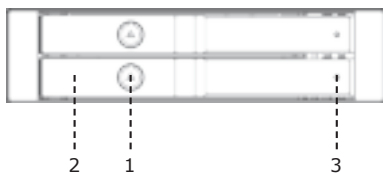
Размеры: 102 x 135 x 24 мм

Вес: 283гр

ВысотаHDD : макс. 9,5 мм

5. Передняя и назад панель

- | | |
|----------------------------|-----------------------------------|
| 1. Замок | 1. SATA Разъем питания (15пин) |
| 2. HDD фронтальная панель | 2. SATA порт данных (7пин) |
| 3. Индикатор подсветки HDD | 3. Подсветка порта доступа (4пин) |



6. Светодиодный индикатор



Действие	светодиодный индикатор
подача эл. энергии	горит синий
Доступ к HDD	мигает лиловый

7. Установка

⚠ Внимание!

- a. Пожалуйста, соедините кабель с подсветкой, находящийся в упаковке. Иначе он не будет функционировать!
- b. При необходимости оденьте так называемый "HDD-Pin-Protector" как показано на рисунке 7.1 чтобы избежать механического повреждения пинов.

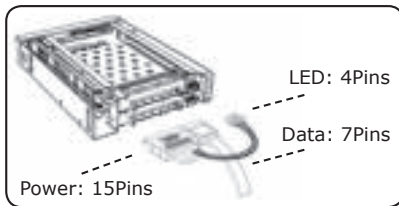
7.1



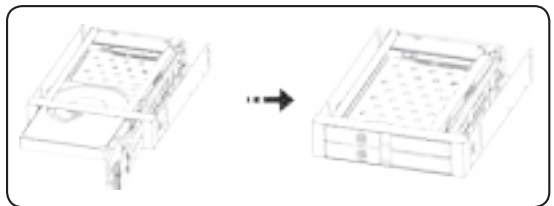
7.2



7.3

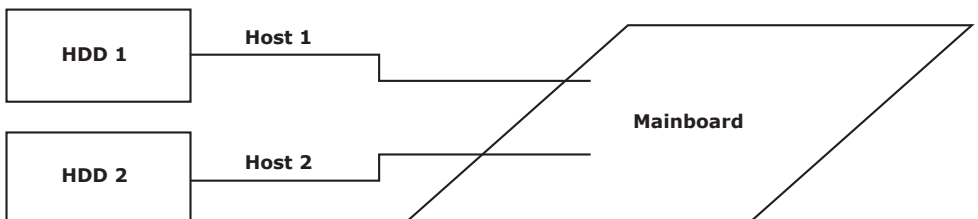


7.4



8. Функция

Каждый жесткий диск соединяется с материнской платой "1 к 1". Оба диска остаются независимы друг от друга и от ПК, смотри рисунок снизу.



ICY BOX[®]

© Copyright 2014 by RaidSonic Technology GmbH. All Rights Reserved

The information contained in this manual is believed to be accurate and reliable. RaidSonic Technology GmbH assumes no responsibility for any errors contained in this manual. RaidSonic Technology GmbH reserves the right to make changes in the specifications and/or design of the above mentioned product without prior notice. The diagrams contained in this manual may also not fully represent the product that you are using and are there for illustration purposes only. RaidSonic Technology GmbH assumes no responsibility for any differences between the product mentioned in this manual and the product you may have.