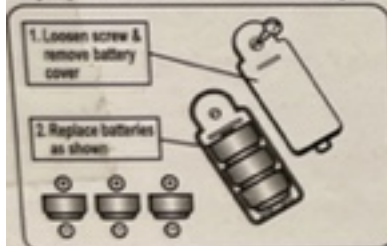


FARMER'S TALE

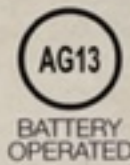
FARM TRUC

BATTERY REPLACEMENT INSTRUCTIONS



Battery Replacement/Installation must be done by adults!



3 x 1.5V (AG13) Batteries included



- Unscrew to open the battery cover.
- Insert 3 x "AG13" batteries by matching the (+) and (-) signs as in the battery compartment
- Replace the battery cover.
- Do not mix old and new batteries
- Do not mix alkaline, standard (carbon-zinc), or re-chargeable batteries
- Non-rechargeable batteries are not to be recharged.
- Rechargeable batteries are to be removed from the toy before being recharged.
- Rechargeable batteries are only to be charged under adult supervision
- Different types of batteries or new and used batteries are not to be mixed
- Batteries are to be inserted with the correct polarity.
- Exhausted batteries are to be removed from the toy.
- The supply terminals are not to be short-circuited.
- The packaging has to be kept since it contains important information



MADE IN CHINA