

FCC COMPLIANCE

NOTE: This equipment has been tested and found to comply with the limits for a Class B digital device, pursuant to Part 15 of the FCC Rules. These limits are designed to provide reasonable protection against harmful interference in a residential installation. This equipment generates, uses and can radiate radio frequency energy and, if not installed and used in accordance with the instructions, may cause harmful interference to radio communications. However, there is no guarantee that interference will not occur in a particular installation. If this equipment does cause harmful interference to radio or television reception, which can be determined by turning the equipment off and on, the user is encouraged to try to correct the interference by one or more of the following measures:

- Reorient or relocate the receiving antenna.
- Increase the separation between the equipment and receiver.
- Connect the equipment into an outlet on a circuit different from that to which the receiver is connected.
- Consult the dealer or an experienced radio/TV technician for help.

This device complies with Part 15 of the FCC Rules. Operation is subject to the following two conditions: (1) This device may not cause harmful interference, and (2) this device must accept any interference received, including interference that may cause undesired operation.

Caution: Modifications not authorized by the manufacturer may void users authority to operate this device.

CAN ICES-3 (B)/NMB-3(B).

SAFE BATTERY USAGE

- Use alkaline batteries for best performance and longer life.
- Use only the battery type recommended for the unit.
- Batteries should be replaced only by an adult.
- Insert batteries with the correct polarity (+ and -).
- Do not mix old and new batteries.
- Do not mix alkaline, standard (carbon-zinc), or rechargeable batteries.
- Do not short-circuit batteries.
- When not used for an extended time, remove batteries to prevent possible leakage and damage to the unit.
- Do not mix rechargeable and non-rechargeable batteries.
- Rechargeable batteries are to be removed from the toy before charging.
- Rechargeable batteries are to be recharged only under adult supervision.
- Do not recharge non-rechargeable batteries.
- Exhausted batteries are to be removed from the toy.
- Do not dispose of batteries in fire as they may leak or explode.



'Let's care for the environment!'

The wheelie bin symbol indicates that the product must not be disposed of with other household waste. Please use designated collection points or recycling facilities when disposing of the item. Do not treat old batteries as household waste. Take them to a designated recycling facility.

Please keep this manual as it contains important information.



0420-0-E/INT
Printed in China

WWW.POOPSIESLIMESURPRISE.COM

©2020 MGA Entertainment, Inc.
POOPSIE™ and POOPSIE DANCING UNICORN™ are trademarks of MGA in the U.S. and other countries. All logos, names, characters, likenesses, images, slogans, and packaging appearance are the property of MGA.

MGA Entertainment, Inc.
9220 Winnetka Ave.
Chatsworth, CA 91311 U.S.A.
(800) 222-4685

MGA Entertainment UK Ltd.
50 Presley Way, Crownhill,
Milton Keynes, MK8 0ES, Bucks, UK
0800 521 558

MGA Entertainment (Netherlands) B.V.
Baronie 68-70, 2404XG Alphen a/d Rijn, The Netherlands
Tel: +31 (0) 172 758038
E-mail: klantenservice@mgae.com

Imported by MGA Entertainment Australia Pty Ltd
Suite 2.02, 32 Delhi Road
Macquarie Park NSW 2113
1300 059 676

The preferred method of contact for Customer Service is through our e-mail contact form at www.mgae.com

POOPSIE DANCING UNICORN™

SKU: 571162


WARNING:
CHOKING HAZARD—Small parts.
Not for children under 3 years.

AGES 5+

ADULT BATTERY INSTALLATION REQUIRED

CONTENTS

- A. Dancing Unicorn
- B. T-Shirt
- C. Diaper
- D. Hair Brush

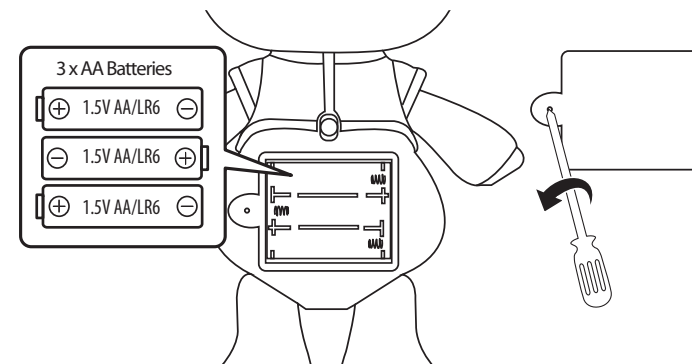


Illustrations are for reference only. Styles may vary from actual contents.

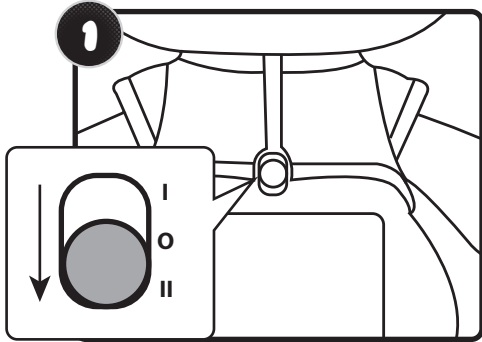
BATTERY REPLACEMENT

The batteries included are for in-store demonstration. It is recommended that, prior to playing, an adult install fresh alkaline batteries. Here's how:


1. Remove the diaper on the unicorn.
2. Using a Phillips screwdriver (not included) remove the screw and battery compartment cover on the back of the unicorn.
3. Install three (3) 1.5V AA (LR6) alkaline batteries (not included) making sure the (+) and (-) ends face the proper direction as indicated inside the battery compartment.
4. Replace the compartment cover and tighten the screw. Then, replace the diaper.



QUICK START



Move the switch on the back of the unicorn from Try Me (I) to the ON position (II).



Stand the unicorn on a flat surface. Then, press the belly button once and it will play a song while your unicorn dances.

SING-ALONG

Yeah! Alright!

Poopsie slime surprise!

My poops! My poops! My poops!

Whatcha gonna do with all that poop?

All that poop! Whoop, whoop!

I'm gonna p...p...p...poop. Oh yeah!

Gonna get loopy of my poopie.

My poops! My poops!

My poops! My poops! My poops!

Check it out!

I drive my parents crazy.

The poop I need every day..ay!

Chasmell and Fart Jacobs swa..ag!

Got my poop designer ba..ags!

Even Pooley Puitton.

Hey Louis, I'm the cool one!

'Cause if ya want the real thing,
you be spendin' those big bucks.

But when you rock a Poopsie,
you just be poopin' it all up!

We munch on my Poopitos.

Poopin' slime till who knows!

Poopsie slime surprise!

My poops! My poops! My poops!

They got me wearin' glitter.
We could end up on Twit...ter.
But we can keep on playin'
cause "poop on" is all I'm sayin'!

Whatcha gonna do with all that poop?
All that poop! Whoop, whoop!

Hey! Let's start some drama!
I got bestie poopin' llamas,
so don't squish me up or roll.
Just let me poop into my bowl! Yeah!

Poopsie slime surprise!
My poops! My poops! My poops!

Check it out!

They say my poop's so shiny.
My glitter slimy besties.
When evah we get down,
We spread sparkly poop around!

My poops! My poops! My poops!
My sparkly glitter poops!

Whatcha gonna do?
Whatcha gonna do with all that poop?
All that poop! Whoop, whoop!
I'm gonna p...p...p...poop a ton.
Poopsie! That's the 411!

Poopsie slime surprise!
My poops! My poops!
My poops! My poops! My poops!

Whew! I'm pooped!



IMPORTANT INFORMATION

- Play is limited in TRY ME (I) mode. Move the switch to the ON position (II) for full play experience.
- Turn off (O) the unicorn after use to conserve battery power.