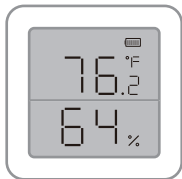
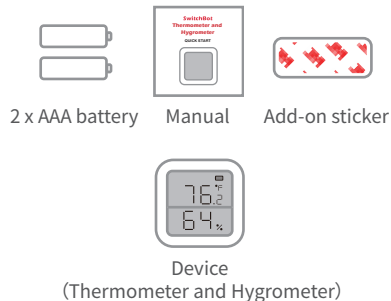


SwitchBot Thermometer and Hygrometer

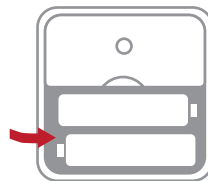
QUICK START



Package Contents



- 1 Install two AAA batteries into the back of the device.



- 2 Download the free SwitchBot App from Google Play or Apple App store onto your phone.



- 3 Turn on the Bluetooth function on your phone. Press "Add Device" from the App left side menu bar, then walk through the simple installation.



Optional

Enable the "Cloud Service" (SwitchBot Hub required) in the device's settings page to enjoy the Alexa/Google Home/IFTTT feature.



With the magnetic backing, you can attach the device to any metal or wall surface sticking with the supplied add-on.



For further help or inquiries, visit www.switch-bot.com/support or contact us at support@wondertechlabs.com.